



2006




# Puente

## Learning Community Outcomes Report

Prepared by:

Office of Planning, Research & Institutional Effectiveness



# Section Contents



Term Enrollment by Course

Term Enrollment by Demographic

Overall Success and Retention

Success and Retention by Subject

Grade Distribution by Subject



**Puente Enrollment by Course: 2003/04 - 2005/06  
Unduplicated Head Count**

<u>Term Desc</u>	<u>Crn</u>	<u>Subject Code</u>	<u>Section</u>	<u>Course Title</u>	<u>Counts</u>
<b>Fall 2003</b>	80244	CRER	650AP	PUENTE Seminar	32
	89258	ENGL	846AP	Read & Write Connect	21
	89615	READ	846AP	Read & Write Conn. - Puente	11
	<b>Total</b>				<b>64</b>
<b>Spring 2004</b>	37022	ENGL	100AP	Composition	31
	<b>Total</b>				<b>31</b>
<b>Fall 2004</b>	80244	CRER	650AP	PUENTE Seminar	33
	89258	ENGL	846AP	Reading & Writing Connections	31
	<b>Total</b>				<b>64</b>
<b>Spring 2005</b>	37022	ENGL	100AP	Composition	28
	<b>Total</b>				<b>28</b>
<b>Fall 2005</b>	80244	CRER	650AP	PUENTE Seminar	33
	89258	ENGL	846AP	Read & Write Conn Puente	33
	<b>Total</b>				<b>66</b>
<b>Spring 2006</b>	37022	ENGL	100AP	Composition	27
	<b>Total</b>				<b>27</b>

Source: SMCCD Data Warehouse

**Puente Demographics  
2003/04 - 2005/06**

<b>Gender</b>	<b>Age 40-49</b>		<b>Fall 2004</b>		<b>Fall 2005</b>		<b>Sum 03-05 and % Change 04-05</b>	
<b>Female</b>	20	61%	23	66%	16	47%	59	-30%
<b>Male</b>	13	39%	12	34%	18	53%	43	50%
<b>Total</b>	33	100%	35	100%	34	100%	102	-3%

	<b>Spring 2004</b>		<b>Spring 2005</b>		<b>Spring 2006</b>		<b>Sum 04-06 and % Change 05-06</b>	
<b>Female</b>	20	65%	18	64%	14	52%	52	-22%
<b>Male</b>	11	35%	10	36%	13	48%	34	30%
<b>Total</b>	31	100%	28	100%	27	100%	86	-4%

<b>Age</b>	<b>Fall 2003</b>		<b>Fall 2004</b>		<b>Fall 2005</b>		<b>Sum 03-05 and % Change 04-05</b>	
<b>Under 18</b>	2	6%	1	3%			3	-100%
<b>Age 18-22</b>	28	85%	27	77%	27	79%	82	0%
<b>Age 23-28</b>	1	3%	5	14%	5	15%	11	0%
<b>Age 29-39</b>	1	3%	2	6%	1	3%	4	-50%
<b>Age 40-49</b>	1	3%			1	3%	2	
<b>Total</b>	33	100%	35	100%	34	100%	102	-3%

	<b>Spring 2004</b>		<b>Spring 2005</b>		<b>Spring 2006</b>		<b>Sum 04-06 and % Change 05-06</b>	
<b>Under 18</b>			1	4%			1	-100%
<b>Age 18-22</b>	29	94%	23	82%	21	78%	73	-9%
<b>Age 23-28</b>	1	3%			4	15%	5	
<b>Age 29-39</b>			4	14%	1	4%	5	-75%
<b>Age 40-49</b>	1	3%			1	4%	2	
<b>Total</b>	31	100%	28	100%	27	100%	86	-4%

<b>Ethnicity</b>	<b>Fall 2003</b>		<b>Fall 2004</b>		<b>Fall 2005</b>		<b>Sum 03-05 and % Change 04-05</b>	
<b>African American</b>	1	3%	2	6%	1	3%	4	-50%
<b>Asian</b>			6	17%	2	6%	8	-67%
<b>Filipino</b>	1	3%	1	3%	1	3%	3	0%
<b>Hispanic</b>	31	94%	24	69%	26	76%	81	8%
<b>White</b>			1	3%	3	9%	4	200%
<b>Other</b>					1	3%	1	
<b>Unreported</b>			1	3%			1	-100%
<b>Total</b>	33	100%	35	100%	34	100%	102	-3%

	<b>Spring 2004</b>		<b>Spring 2005</b>		<b>Spring 2006</b>		<b>Sum 04-06 and % Change 05-06</b>	
<b>African American</b>			1	4%	1	4%	2	0%
<b>Asian</b>			3	11%	2	7%	5	-33%
<b>Filipino</b>	1	3%	1	4%	3	11%	5	200%
<b>Hispanic</b>	27	87%	20	71%	20	74%	67	0%
<b>White</b>	1	3%	1	4%			2	-100%
<b>Other</b>	1	3%			1	4%	2	
<b>Unreported</b>	1	3%	2	7%			3	-100%
<b>Total</b>	31	100%	28	100%	27	100%	86	-4%

Source: SMCCD Data Warehouse

**Puente Demographics  
2003/04 - 2005/06**

<b>Enrollment Status</b>	<b>Fall 2003</b>		<b>Fall 2004</b>		<b>Fall 2005</b>		<b>Sum 03-05 and % Change 04-05</b>	
<b>Continuing</b>	10	30%	25	71%	13	38%	48	-48%
<b>First-Time</b>	17	52%	7	20%	16	47%	40	129%
<b>First-Time Transfer</b>	2	6%			2	6%	4	
<b>Returning</b>	2	6%	2	6%	1	3%	5	-50%
<b>Returning Transfer</b>	2	6%	1	3%	2	6%	5	100%
<b>Total</b>	33	100%	35	100%	34	100%	102	-3%

	<b>Spring 2004</b>		<b>Spring 2005</b>		<b>Spring 2006</b>		<b>Sum 04-06 and % Change 05-06</b>	
<b>Continuing</b>	31	100%	27	96%	25	93%	83	-7%
<b>First-Time</b>					2	7%	2	
<b>Returning</b>			1	4%			1	-100%
<b>Total</b>	31	100%	28	100%	27	100%	86	-4%

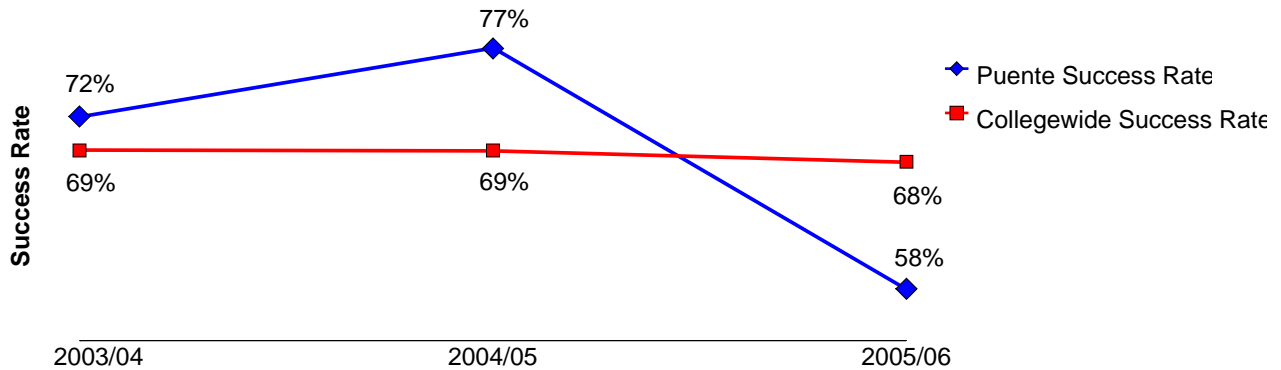
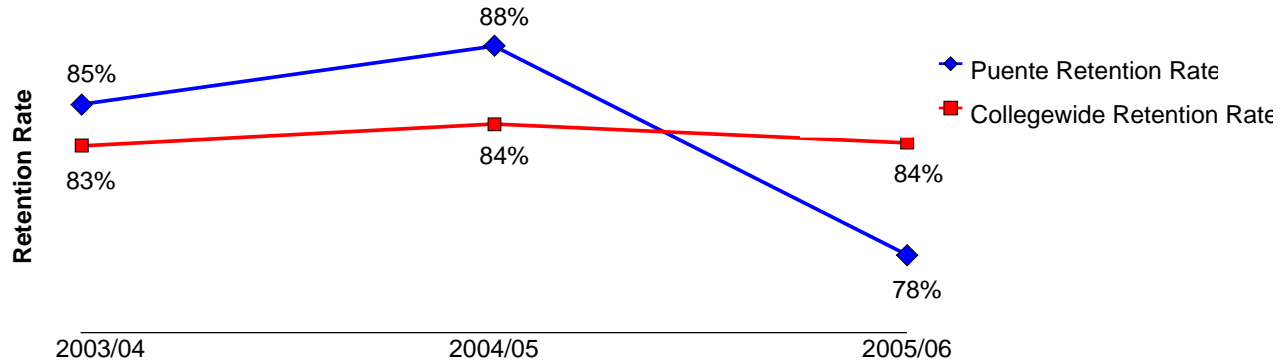
<b>Educational Goal</b>	<b>Fall 2003</b>		<b>Fall 2004</b>		<b>Fall 2005</b>		<b>Sum 03-05 and % Change 04-05</b>	
<b>AA/AS &amp; Transfer</b>	23	70%	19	54%	21	62%	63	11%
<b>AA/AS w/o Transfer</b>	2	6%	2	6%	1	3%	5	-50%
<b>Certificate w/o Transfer</b>			1	3%	1	3%	2	0%
<b>Transfer w/o AA/AS</b>	2	6%	2	6%	5	15%	9	150%
<b>Educational Development</b>			2	6%	1	3%	3	-50%
<b>Undecided</b>	6	18%	9	26%	5	15%	20	-44%
<b>Total</b>	33	100%	35	100%	34	100%	102	-3%

	<b>Spring 2004</b>		<b>Spring 2005</b>		<b>Spring 2006</b>		<b>Sum 04-06 and % Change 05-06</b>	
<b>AA/AS &amp; Transfer</b>	22	71%	19	68%	17	63%	58	-11%
<b>AA/AS w/o Transfer</b>	1	3%	1	4%	2	7%	4	100%
<b>Certificate w/o Transfer</b>					1	4%	1	
<b>Transfer w/o AA/AS</b>	4	13%	2	7%	2	7%	8	0%
<b>Undecided</b>	4	13%	6	21%	5	19%	15	-17%
<b>Total</b>	31	100%	28	100%	27	100%	86	-4%

Source: SMCCD Data Warehouse

**Puente Overall Success and Retention  
2003/04 - 2005/06**

	Head Count	Retention Count	Retention Rate	Success Count	Success Rate
2003/04	95	81	85%	68	72%
2004/05	91	80	88%	70	77%
2005/06	93	73	78%	54	58%



Source: SMCCD Data Warehouse

Retention Count: Number of students with A,B,C,D,F,CR,NC, I grades.

Retention Rate: The percentage of students who complete a course with a grade of A,B,C,D,F,CR,NC, I out of total enrollments.

Success Count: Number of students with A,B,C,CR grades.

Success Rate: The percentage of students who complete a course with a grade of A,B,C,CR out of total enrollments.

**Puente Success and Retention by Subject  
2003/04 - 2005/06**

**Career and Personal Development**

	<b>Head Count</b>	<b>Retention Count</b>	<b>Retention Rate</b>	<b>Success Count</b>	<b>Success Rate</b>
<b>2003/04</b>	32	27	84%	25	78%
<b>2004/05</b>	32	27	84%	23	72%
<b>2005/06</b>	33	25	76%	15	45%

**English**

	<b>Head Count</b>	<b>Retention Count</b>	<b>Retention Rate</b>	<b>Success Count</b>	<b>Success Rate</b>
<b>2003/04</b>	52	45	87%	37	71%
<b>2004/05</b>	59	53	90%	47	80%
<b>2005/06</b>	60	48	80%	39	65%

**Reading**

	<b>Head Count</b>	<b>Retention Count</b>	<b>Retention Rate</b>	<b>Success Count</b>	<b>Success Rate</b>
<b>2003/04</b>	11	9	82%	6	55%
<b>2004/05</b>					
<b>2005/06</b>					

Source: SMCCD Data Warehouse

Retention Count: Number of students with A,B,C,D,F,CR,NC, I grades.

Retention Rate: The percentage of students who complete a course with a grade of A,B,C,D,F,CR,NC, I out of total enrollments.

Success Count: Number of students with A,B,C,CR grades.

Success Rate: The percentage of students who complete a course with a grade of A,B,C,CR out of total enrollments.

**Puente Grades by Subject  
2003/04 - 2005/06**

**Career and Personal Development**

		<b>A</b>		<b>B</b>		<b>C</b>		<b>D</b>		<b>F</b>		<b>I</b>		<b>W</b>	
<b>650AP</b>	2003/04	15	47%	6	19%	4	13%	2	6%					5	16%
	2004/05	14	44%	7	22%	2	6%	2	6%	2	6%			5	16%
	2005/06	8	24%	5	15%	2	6%	3	9%	3	9%	4	12%	8	24%

**English**

		<b>A</b>		<b>B</b>		<b>C</b>		<b>D</b>		<b>F</b>		<b>I</b>		<b>W</b>	
<b>100AP</b>	2003/04	3	10%	10	32%	9	29%	3	10%					6	19%
	2004/05	1	4%	13	46%	12	43%							2	7%
	2005/06	1	4%	5	19%	12	44%	4	15%	2	7%			3	11%
<b>846AP</b>	2003/04	3	14%	6	29%	6	29%	5	24%					1	5%
	2004/05	1	3%	11	35%	9	29%	5	16%			1	3%	4	13%
	2005/06			11	33%	10	30%	2	6%			1	3%	9	27%

Source: SMCCD Data Warehouse