

Speech Department Productivity: By Year and By Term 2006/07 through 2010/11

	Census Headcount	End of Term Headcount	FTEF	FTES	WSCH	Load	Sections	Max Enroll
2006/07	1,417	1,189	10.60	168.14	5,044	476	53	1,676
2007/08	1,412	1,170	9.20	171.04	5,131	558	48	1,470
2008/09	1,474	1,208	8.80	168.37	5,051	574	47	1,412
2009/10	1,637	1,367	9.40	169.21	5,076	540	49	1,488
2010/11	1,563	1,290	8.80	159.89	4,797	545	44	1,390

	Census Headcount	End of Term Headcount	FTEF	FTES	WSCH	Load	Sections	Max Enroll
Fall 2006	518	427	4.00	65.05	1,952	488	20	621
Fall 2007	606	499	4.00	75.20	2,256	564	21	629
Fall 2008	616	494	3.80	76.62	2,299	605	20	598
Fall 2009	706	587	4.00	73.98	2,220	555	21	629
Fall 2010	664	537	3.80	69.40	2,082	548	19	596
Spring 2007	608	507	4.60	72.29	2,169	471	23	708
Spring 2008	534	438	3.40	65.43	1,963	577	18	550
Spring 2009	622	510	3.60	63.81	1,914	532	20	590
Spring 2010	632	533	3.60	65.55	1,967	546	19	571
Spring 2011	676	564	3.80	68.67	2,060	542	19	602
Summer 2006	291	255	2.00	30.80	924	462	10	347
Summer 2007	272	233	1.80	30.41	912	507	9	291
Summer 2008	236	204	1.40	27.95	838	599	7	224
Summer 2009	299	247	1.80	29.67	890	495	9	288
Summer 2010	223	189	1.20	21.83	655	546	6	192

Source: SMCCCD Data Warehouse

Census Headcount: Number of duplicated headcount at final census.

End of Term Headcount: Number of duplicated headcount at the end of the term.

FTEF: Total number of full time equivalent faculty assigned.

FTES: Total number of full time equivalent students enrolled at first census.

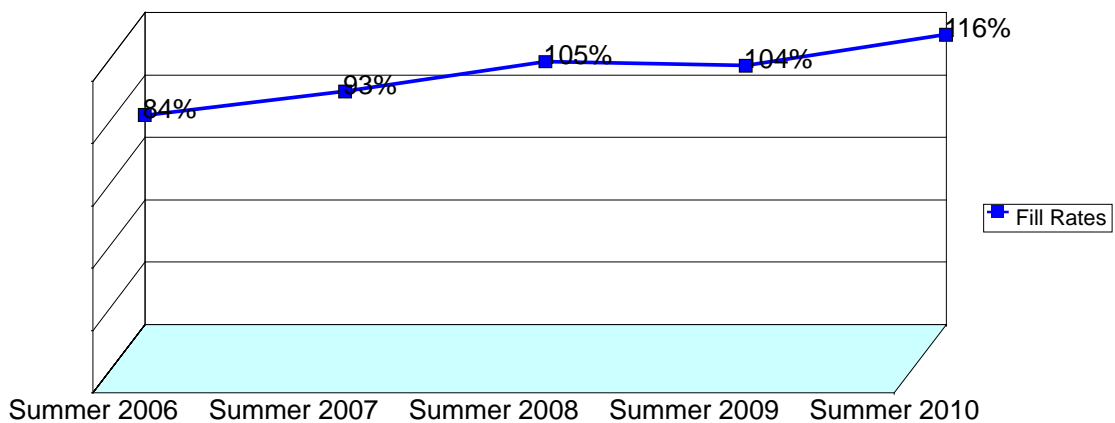
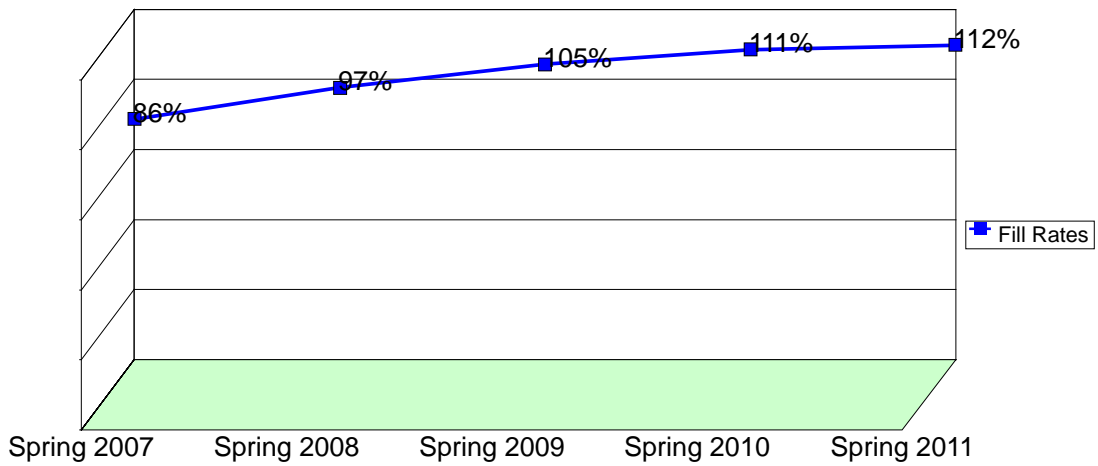
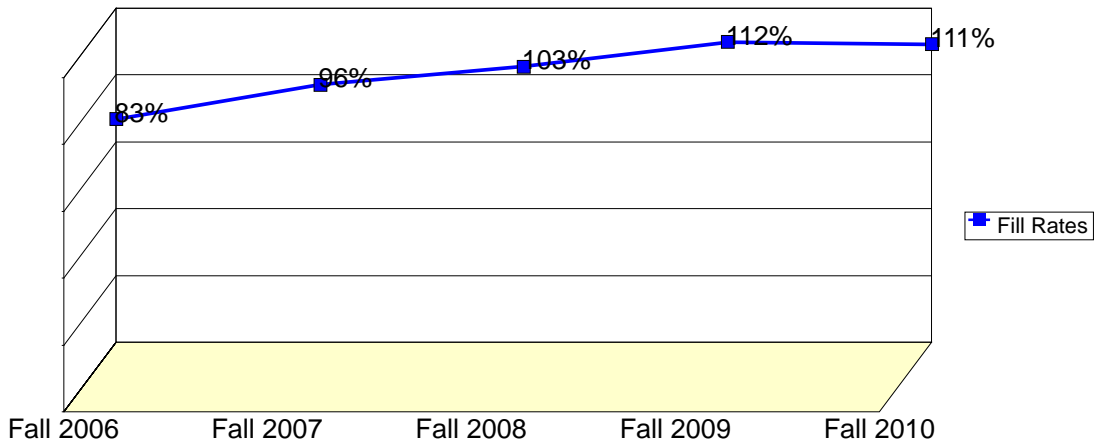
WSCH: Weekly student contact hours generated by census enrollments.

Load: The ratio of WSCH to FTEF, used to measure productivity.

Sections: Total number of sections offered per semester.

Max Enroll: The enrollment capacity or maximum enrollment as defined in curriculum.

Department Fill Rates by Term



Source: SMCCCD Data Warehouse

Fill Rates: The percent a class fills/enrolls based on capacity or enrollment maximum defined in the curriculum (does not include positive attendance or open entry/open exit classes).

Department Productivity: Term by Course

				Census	End of	FTEF	FTES	WSCH	Load	Sections	Max
				Headcount	Term						Enroll
Fall 2006	SPCH	100	Fundamentals of Speech	21	17	0.20	2.94	88	441	1	32
			Public Speaking	282	221	2.20	40.28	1,208	549	11	352
		120	Interpersonal Communication	141	124	1.00	14.43	433	433	5	160
		127	Argumentation Honors	16	12	0.20	1.60	48	240	1	20
		150	Intercultural Communication	58	53	0.40	5.80	174	435	2	57
Fall 2007	SPCH	100	Public Speaking	311	246	1.90	44.60	1,338	704	10	316
			Public Speaking - Honors	6	6	0.10	0.84	25	252	1	28
		120	Interpersonal Communication	170	143	1.20	17.60	528	440	6	192
		150	Intercultural Communication	98	85	0.60	10.06	302	503	3	89
		813	Speech Non-Native Speakers III	21	19	0.20	2.10	63	315	1	32
Fall 2008	SPCH	100	Public Speaking	311	240	1.90	44.26	1,328	699	10	316
			Public Speaking - Honors	5	2	0.10	0.70	21	210	1	28
			Public Speaking - Non Native	21	16	0.20	2.94	88	441	1	32
		120	Interpersonal Communication	166	141	1.00	17.10	513	513	5	160
		150	Intercultural Comm. - Astep	46	39	0.20	4.60	138	690	1	26
			Intercultural Communication	67	56	0.40	7.02	211	527	2	64
Fall 2009	SPCH	100	Public Speaking	362	296	1.90	38.05	1,142	601	10	320
			Public Speaking - Honors	3	3	0.10	0.30	9	90	1	32
			Public Speaking - Non Native	32	21	0.20	3.20	96	480	1	32
			Public Speaking-Non Native	25	23	0.20	2.92	88	438	1	32
		120	Interpersonal Communication	183	156	1.00	19.19	576	576	5	160
		150	Intercultural Comm. - Astep	42	32	0.20	4.20	126	630	1	21
			Intercultural Communication	59	56	0.40	6.13	184	460	2	64
Fall 2010	SPCH	100	Public Speaking	388	307	2.20	40.62	1,219	554	11	352
			120	Interpersonal Communication	201	172	1.20	21.28	638	532	6
		150	Intercultural Comm/Astep	44	28	0.20	4.40	132	660	1	20
			Intercultural Communication	31	30	0.20	3.10	93	465	1	32
Spring 2007	SPCH	100	Public Speaking	300	241	2.20	40.27	1,208	549	11	352
			120	Interpersonal Communication	194	176	1.40	19.69	591	422	7
		150	Intercultural Comm -Honors	19	14	0.20	1.90	57	285	1	20
			Intercultural Communication	67	56	0.60	6.70	201	335	3	90
		813	Speech Non-Native Speakers III	28	20	0.20	3.73	112	560	1	32
Spring 2008	SPCH	100	Public Speaking	284	225	1.80	40.03	1,201	667	9	288
			120	Interpersonal Communication	170	147	1.00	17.40	522	522	5
		140	Group Discussion	17	16	0.10	1.70	51	510	1	40
			Group Discussion - Honors	4	4	0.10	0.40	12	120	1	40
		150	Intercultural Communication	59	46	0.40	5.90	177	443	2	62
Spring 2009	SPCH	100	Public Speaking	347	278	2.00	35.08	1,053	526	10	320
			120	Interpersonal Communication	186	161	1.00	19.68	591	591	5
		140	Group Discussion	17	15	0.10	1.81	54	544	1	40
			Group Discussion - Honors	4	4	0.10	0.43	13	128	1	40
		150	Intercultural Communication	67	51	0.40	6.70	201	503	2	58
		690	Special Projects	1	1	0.00	0.10	3	#INF	1	12
Spring 2010	SPCH	100	Public Speaking	359	290	2.00	36.82	1,105	552	10	320
			120	Interpersonal Communication	174	158	1.00	18.62	559	559	5
		140	Group Discussion	25	20	0.10	2.67	80	800	1	33
			Group Discussion - Honors	6	6	0.10	0.64	19	192	1	33

				Census Headcount	End of Term Headcount	FTEF	FTES	WSCH	Load	Sections	Max Enroll
		150	Intercultural Communications	68	59	0.40	6.80	204	510	2	58
Spring 2011	SPCH	100	Fundamentals of Speech	23	18	0.20	2.30	69	345	1	32
			Public Speaking	317	262	1.80	32.20	966	537	9	288
	120	Interpersonal Communication	231	196	1.20	23.10	693	578	6	192	
	150	Intercultural Communication	34	23	0.20	3.97	119	595	1	32	
			Intercultural Communications	71	65	0.40	7.10	213	533	2	58
Summer 2006	SPCH	100	Fundamentals of Speech	116	102	0.60	14.13	424	706	3	102
		120	Interpersonal Communication	61	57	0.40	5.88	177	441	2	70
		Interpersonal Communications	65	56	0.40	6.09	183	457	2	70	
150	Intercultural Communication	49	40	0.60	4.69	141	235	3	105		
Summer 2007	SPCH	100	Public Speaking	166	136	1.00	20.15	605	605	5	163
		120	Interpersonal Communication	83	77	0.60	7.98	239	399	3	96
	150	Intercultural Communication	23	20	0.20	2.28	68	342	1	32	
Summer 2008	SPCH	100	Public Speaking	139	117	0.80	18.51	555	694	4	128
		120	Interpersonal Communication	97	87	0.60	9.44	283	472	3	96
Summer 2009	SPCH	100	Public Speaking	155	115	1.00	15.51	465	465	5	160
		120	Interpersonal Communication	108	98	0.60	10.80	324	540	3	96
		Interpersonal Communications	36	34	0.20	3.36	101	504	1	32	
Summer 2010	SPCH	100	Public Speaking	99	71	0.60	9.61	288	480	3	96
		120	Interpersonal Communication	124	118	0.60	12.22	367	611	3	96