

Library Science Department Productivity: By Year and By Term 2006/07 through 2010/11

	Census Headcount	End of Term Headcount	FTEF	FTES	WSCH	Load	Sections	Max Enroll
2006/07	71	42	0.53	2.88	86	162	8	228
2007/08	117	65	0.47	4.42	133	281	7	202
2008/09	71	44	0.33	2.28	68	205	5	142
2009/10	44	33	0.07	1.79	54	805	1	55
2010/11	48	38	0.07	1.08	32	486	1	40

	Census Headcount	End of Term Headcount	FTEF	FTES	WSCH	Load	Sections	Max Enroll
Fall 2006	34	12	0.27	1.80	54	202	4	112
Fall 2007	49	20	0.20	1.53	46	225	3	86
Fall 2008	52	25	0.27	1.70	51	191	4	112
Spring 2007	37	30	0.27	1.09	33	122	4	116
Spring 2008	68	45	0.27	2.89	87	324	4	116
Spring 2009	19	19	0.07	0.58	17	260	1	30
Spring 2010	44	33	0.07	1.79	54	805	1	55
Spring 2011	48	38	0.07	1.08	32	486	1	40

Source: SMCCCD Data Warehouse

Census Headcount: Number of duplicated headcount at final census.

End of Term Headcount: Number of duplicated headcount at the end of the term.

FTEF: Total number of full time equivalent faculty assigned.

FTES: Total number of full time equivalent students enrolled at first census.

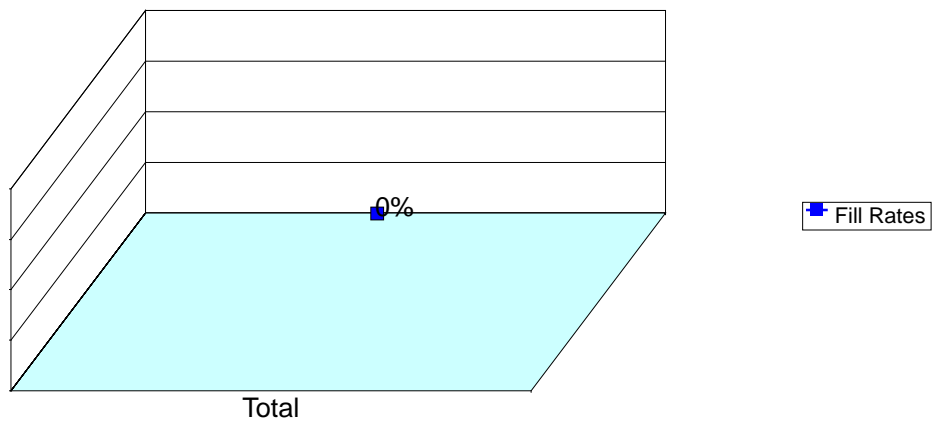
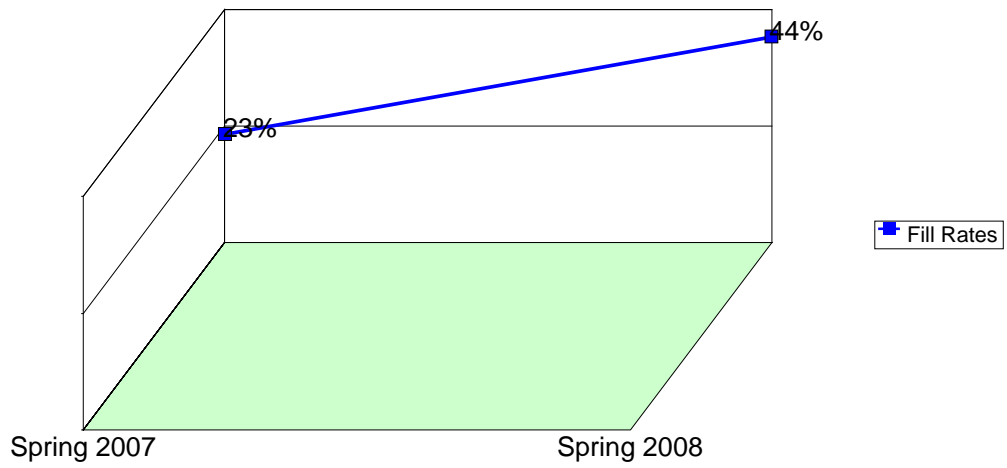
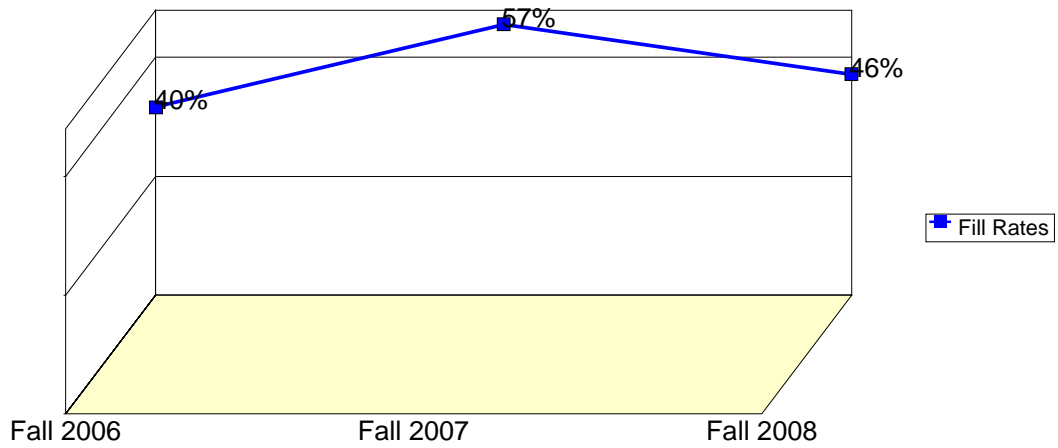
WSCH: Weekly student contact hours generated by census enrollments.

Load: The ratio of WSCH to FTEF, used to measure productivity.

Sections: Total number of sections offered per semester.

Max Enroll: The enrollment capacity or maximum enrollment as defined in curriculum.

Department Fill Rates by Term



Source: SMCCCD Data Warehouse

Fill Rates: The percent a class fills/enrolls based on capacity or enrollment maximum defined in the curriculum (does not include positive attendance or open entry/open exit classes).

Department Productivity: Term by Course

				Census Headcount	End of Term Headcount	FTEF	FTES	WSCH	Load	Sections	Max Enroll
Fall 2006	LSCI	100	Intro to Information Research	34	12	0.20	1.80	54	269	3	86
		110	Digital Oral Research Project	0	0	0.07	0.00	0	0	1	26
Fall 2007	LSCI	100	Intro to Information Research	49	20	0.20	1.53	46	225	3	86
Fall 2008	LSCI	100	Intro to Information Research	50	24	0.20	1.63	49	245	3	86
		110	Digital Oral Research Project	2	1	0.07	0.07	2	30	1	26
Spring 2007	LSCI	100	Intro to Information Research	20	16	0.20	0.63	19	95	3	86
		110	Digital Oral Research Project	17	14	0.07	0.45	14	204	1	30
Spring 2008	LSCI	100	Intro to Information Research	38	18	0.20	1.27	38	190	3	86
		110	Digital Oral Research Project	30	27	0.07	1.62	49	728	1	30
Spring 2009	LSCI	110	Digital Oral Research Project	19	19	0.07	0.58	17	260	1	30
Spring 2010	LSCI	110	Digital Oral Research Project	44	33	0.07	1.79	54	805	1	55
Spring 2011	LSCI	110	Digital Oral Research Project	48	38	0.07	1.08	32	486	1	40