

Journalism Department Productivity: By Year and By Term 2006/07 through 2010/11

	Census Headcount	End of Term Headcount	FTEF	FTES	WSCH	Load	Sections	Max Enroll
2006/07	135	96	1.20	15.11	453	378	10	1,194
2007/08	134	104	1.20	15.99	480	400	10	181
2008/09	179	135	1.20	25.73	772	643	14	192
2009/10	178	139	1.20	24.09	723	602	13	188
2010/11	164	135	1.07	18.64	559	524	11	180

	Census Headcount	End of Term Headcount	FTEF	FTES	WSCH	Load	Sections	Max Enroll
Fall 2006	65	51	0.60	7.87	236	394	5	95
Fall 2007	71	52	0.60	8.55	257	428	5	95
Fall 2008	85	71	0.60	12.43	373	622	7	100
Fall 2009	91	78	0.60	11.93	358	597	6	81
Fall 2010	73	64	0.40	8.24	247	618	4	70
Spring 2007	70	45	0.60	7.23	217	362	4	100
Spring 2008	63	52	0.60	7.43	223	372	5	86
Spring 2009	94	64	0.60	13.29	399	665	7	92
Spring 2010	87	61	0.60	12.15	365	608	7	107
Spring 2011	91	71	0.67	10.40	312	468	7	110
Summer 2006	0	0	0.00				1	999

Source: SMCCCD Data Warehouse

Census Headcount: Number of duplicated headcount at final census.

End of Term Headcount: Number of duplicated headcount at the end of the term.

FTEF: Total number of full time equivalent faculty assigned.

FTES: Total number of full time equivalent students enrolled at first census.

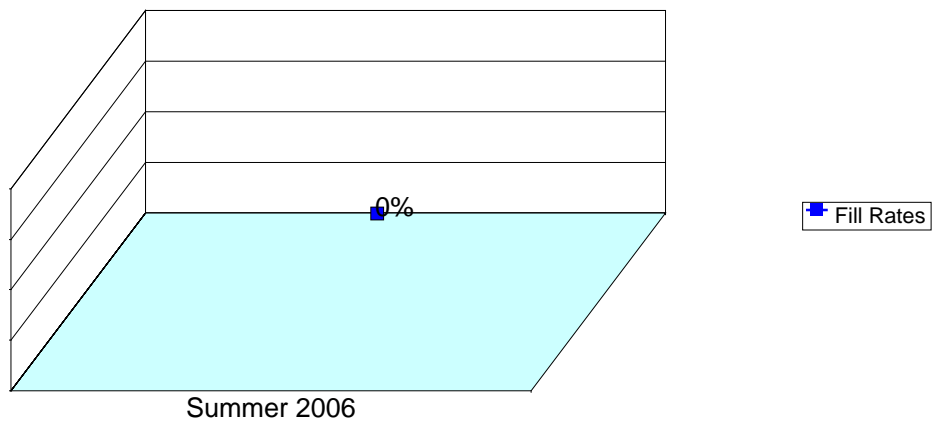
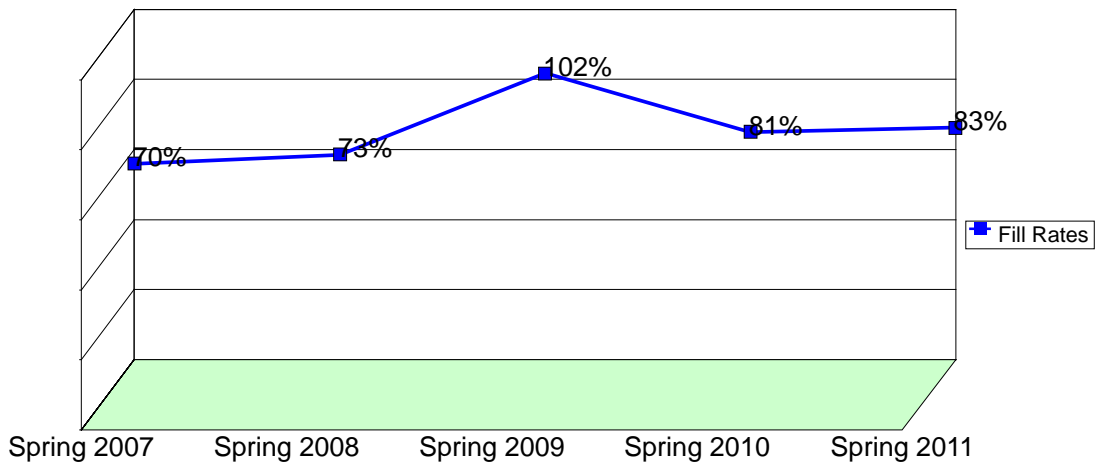
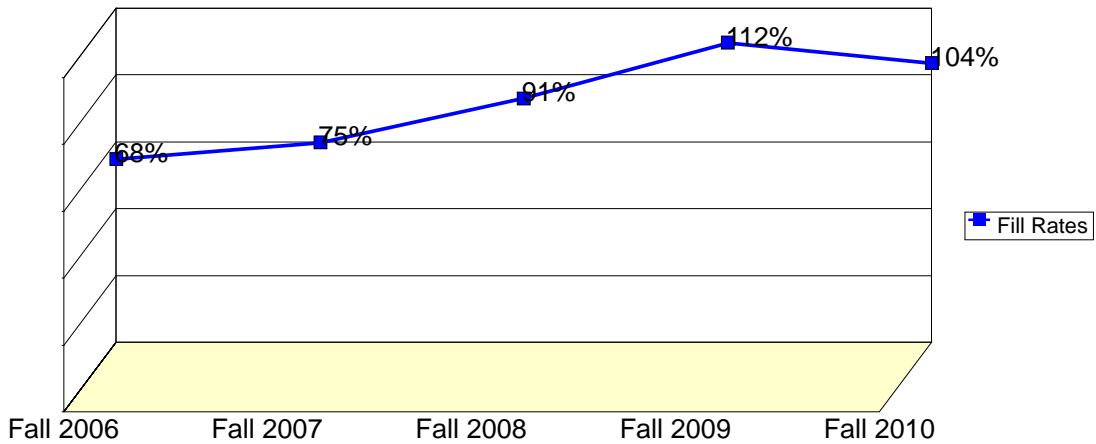
WSCH: Weekly student contact hours generated by census enrollments.

Load: The ratio of WSCH to FTEF, used to measure productivity.

Sections: Total number of sections offered per semester.

Max Enroll: The enrollment capacity or maximum enrollment as defined in curriculum.

Department Fill Rates by Term



Source: SMCCCD Data Warehouse

Fill Rates: The percent a class fills/enrolls based on capacity or enrollment maximum defined in the curriculum (does not include positive attendance or open entry/open exit classes).

Department Productivity: Term by Course

				Census	End of			WSCH	Load	Sections	Max
				Headcount	Term	FTEF	FTES				Enroll
Fall 2006	JOUR	110	Mass Media & Society	20	16	0.20	2.00	60	300	1	30
		120	Newswriting	16	13	0.20	2.24	67	336	1	30
		300	Newspaper Production	11	9	0.10	2.20	66	660	1	30
		301	Online Newspaper Staff	3	3	0.10	0.60	18	180	1	30
		690	Special Projects	15	10	0.00	0.83	25	#INF	1	15
Fall 2007	JOUR	110	Mass Media & Society	26	21	0.20	2.60	78	390	1	30
		120	Newswriting	23	15	0.20	3.22	97	483	1	30
		300	Newspaper Production	8	8	0.10	1.60	48	480	1	30
		301	Online Newspaper Staff	3	3	0.10	0.60	18	180	1	30
		690	Special Projects	11	5	0.00	0.53	16	#INF	1	15
Fall 2008	JOUR	110	Mass Media & Society	27	21	0.10	3.78	113	1,134	1	30
			Mass Media & Society - Honors	7	5	0.10	0.98	29	294	1	30
		120	Writing & Reporting for Media	17	15	0.10	2.38	71	714	1	30
		121	AdvWriting&Reporting for Media	8	7	0.10	1.12	34	336	1	30
		300	Newspaper Production	12	12	0.10	2.40	72	720	1	20
		301	Online Newspaper Staff	2	1	0.10	0.40	12	120	1	20
		302	Newspaper Workshop	12	10	0.00	1.37	41	#INF	1	20
Fall 2009	JOUR	110	Mass Media & Society	24	16	0.10	3.36	101	1,008	1	35
			Mass Media & Society - Honors	11	9	0.10	1.54	46	462	1	35
		120	Writ & Report for Media Honor	10	10	0.10	1.40	42	420	1	32
			Writing & Reporting for Media	20	18	0.10	2.80	84	840	1	32
		300	Newspaper Staff	12	12	0.20	2.40	72	360	1	20
		690	Special Projects	14	13	0.00	0.43	13	#INF	1	15
Fall 2010	JOUR	110	Mass Media & Society	26	23	0.10	2.60	78	780	1	35
			Mass Media & Society - Honors	16	14	0.10	1.60	48	480	1	35
		300	Newspaper Staff	14	12	0.20	3.17	95	476	1	20
		690	Special Projects	17	15	0.00	0.87	26	#INF	1	15
Spring 2007	JOUR	110	Mass Media & Society	20	14	0.20	2.00	60	300	1	30
		120	Newswriting	17	11	0.20	2.27	68	340	1	30
		300	Newspaper Production	10	9	0.20	2.00	60	300	1	15
		690	Special Projects	23	11	0.00	0.97	29	#INF	1	25
Spring 2008	JOUR	110	Mass Media & Society	26	21	0.20	2.60	78	390	1	30
		120	Writing & Reporting for Media	14	9	0.10	1.96	59	588	1	26
		121	AdvWriting&Reporting for Media	4	4	0.10	0.56	17	168	1	26
		300	Newspaper Production	8	7	0.20	1.81	54	272	1	15
		302	Newspaper Workshop	11	11	0.00	0.50	15	#INF	1	15
Spring 2009	JOUR	110	Mass Media & Society	28	18	0.10	3.92	118	1,176	1	30
			Mass Media & Society -Honors	11	9	0.10	1.54	46	462	1	30
		120	Newswriting - Honors	4	3	0.07	0.56	17	252	1	32
			Writing & Reporting for Media	21	14	0.07	2.94	88	1,322	1	32
		121	AdvWriting&Reporting for Media	1	1	0.07	0.14	4	63	1	32
		300	Newspaper Production	16	11	0.20	3.63	109	544	1	15
		302	Newspaper Workshop	13	8	0.00	0.57	17	#INF	1	15
Spring 2010	JOUR	110	Mass Media & Society	25	13	0.10	3.50	105	1,050	1	35
			Mass Media & Society -Honors	9	9	0.10	1.26	38	378	1	35
		120	Newswriting - Honors	6	5	0.07	0.84	25	378	1	32
			Writing & Reporting for Media	18	9	0.07	2.52	76	1,133	1	32

			Census Headcount	End of Term Headcount	FTEF	FTES	WSCH	Load	Sections	Max Enroll	
		121	AdvWriting&Reporting for Media	6	5	0.07	0.84	25	378	1	32
		300	Newspaper Production	11	10	0.20	2.49	75	374	1	15
		690	Special Projects	12	10	0.00	0.70	21	#INF	1	25
Spring 2011	JOUR	110	Mass Media & Society	28	16	0.10	2.80	84	840	1	35
			Mass Media & Society -Honors	6	6	0.10	0.60	18	180	1	35
		120	Newswriting - Honors	4	4	0.10	0.40	12	120	1	35
			Writing & Reporting for Media	19	15	0.10	1.90	57	570	1	35
		121	AdvWriting&Reporting for Media	6	4	0.07	0.60	18	270	1	35
		300	Newspaper Production	15	13	0.20	3.40	102	510	1	15
		690	Special Projects	13	13	0.00	0.70	21	#INF	1	25
Summer 2011	JOUR	690	Special Projects	0	0	0.00				1	999