

International Trade Department Student Characteristics 2006/07 through 2010/11

Unique Headcount by Term

FA06	FA07	FA08	FA09	FA10	SP07	SP08	SP09
35	29	39	19	30	29	18	61

Unique Headcount by Gender

	2006/07		2007/08		2008/09		2009/10		2010/11		Change 09/10-10/11	5 Year Row Total & Average	
Female	52	78%	37	79%	72	70%	14	76%	21	66%	50%	196	73%
Male	11	22%	9	21%	20	26%	4	17%	9	34%	125%	53	25%
Unreported					3	4%	1	7%			-100%	4	2%
Column Total	63	100%	46	100%	95	100%	19	100%	30	100%	58%	253	100%

Unique Headcount by Ethnicity

	2006/07		2007/08		2008/09		2009/10		2010/11		Change 09/10-10/11	5 Year Row Total & Average	
African American	3	5%			4	3%			1	0%		8	2%
Asian	23	37%	17	43%	19	22%	2	14%	8	27%	300%	69	28%
Filipino	6	9%	7	13%	11	12%	2	10%	6	20%	200%	32	12%
Hispanic	17	27%	7	14%	17	15%	3	7%	5	17%	67%	49	17%
White	8	12%	8	13%	29	31%	9	52%	7	24%	-22%	61	25%
Other	1	2%										1	0%
Unknown	5	8%	7	17%	15	18%	3	17%	3	12%	0%	33	15%
Column Total	63	100%	46	100%	95	100%	19	100%	30	100%	58%	253	100%

Unique Headcount by Age

	2006/07		2007/08		2008/09		2009/10		2010/11		Change 09/10-10/11	5 Year Row Total & Average	
Under 18	1	2%			7	12%	1	7%			-100%	9	6%
Age 18-22	16	24%	21	52%	30	39%	8	51%	11	48%	38%	86	40%
Age 23-28	16	28%	9	17%	31	32%	6	31%	11	32%	83%	73	29%
Age 29-39	11	20%	8	17%	10	9%	1	3%	3	7%	200%	33	12%
Age 40-49	12	14%	4	8%	8	5%	2	7%	3	5%	50%	29	7%
Age 50-59	6	10%	3	4%	8	3%			2	7%		19	5%
Age 60+	1	2%	1	2%	2	1%	1	0%			-100%	5	1%
Column Total	63	100%	46	100%	96	100%	19	100%	30	100%	58%	254	100%

Source: SMCCCD Data Warehouse

*Note: Counts and percents are based on census figures.

**Note: The variations in total numbers each year within the demographic segments are due to missing data points, and, in the case of age, also due to students crossing a category threshold during a year (18-22 in Fall, 23-28 in Spring).

Unique Headcount by Status

	2006/07		2007/08		2008/09		2009/10		2010/11		Change 09/10-10/11	5 Year Row Total & Average	
Continuing	37	58%	26	51%	39	40%	8	31%	17	49%	113%	127	46%
Currently K-12	1	2%	1	2%	5	11%						7	5%
First-Time	6	10%	6	20%	3	5%	4	27%	2	10%	-50%	21	11%
First-Time Transfer	9	17%	4	16%	19	27%	5	34%	6	27%	20%	43	24%
Returning	6	9%	4	5%	20	13%	1	7%	3	12%	200%	34	10%
Returning Transfer	4	5%	5	6%	9	5%	1	0%	2	3%	100%	21	4%
Column Total	63	100%	46	100%	95	100%	19	100%	30	100%	58%	253	100%

Unique Headcount by Course-Taking Pattern (Fall and Spring only)

	2006/07		2007/08		2008/09		2009/10		2010/11		Change 09/10-10/11	5 Year Row Total & Average	
Evening	63	100%	46	100%	95	100%	19	100%	30	100%	58%	253	100%
Column Total	63	100%	46	100%	95	100%	19	100%	30	100%	58%	253	100%

Unique Headcount by Educational Goal

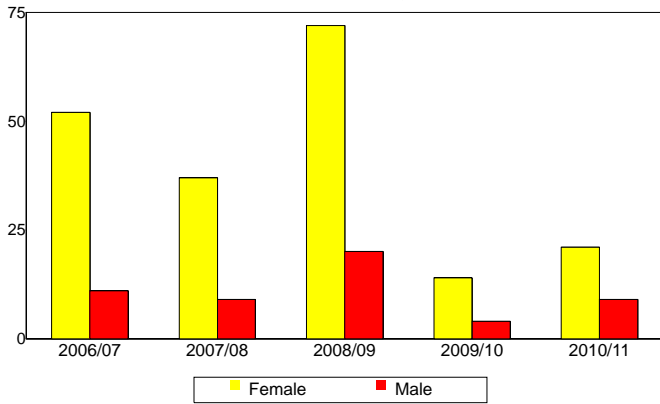
	2006/07		2007/08		2008/09		2009/10		2010/11		Change 09/10-10/11	5 Year Row Total & Average	
Transfer	34	54%	22	50%	28	27%	11	65%	12	39%	9%	107	41%
AA/AS w/o Transfer	4	5%	4	8%	3	2%			3	10%		14	5%
Certificate w/o Transfer	1	0%	1	4%	2	1%						4	1%
Acquire/Update Job Skills	6	10%	4	8%	8	4%	3	7%	1	2%	-67%	22	6%
Complete HS Credits			1	2%	5	11%						6	5%
Educational Development	6	8%	3	4%	12	12%	2	14%	3	12%	50%	26	10%
Formulate Career Plans/Goals			1	2%	1	2%			1	3%		3	1%
Improve Basic Skills	2	5%	1	4%	4	4%						7	3%
Undecided/Unreported	10	17%	10	18%	33	38%	3	14%	10	34%	233%	66	28%
Column Total	63	100%	47	100%	96	100%	19	100%	30	100%	58%	255	100%

Source: SMCCCD Data Warehouse

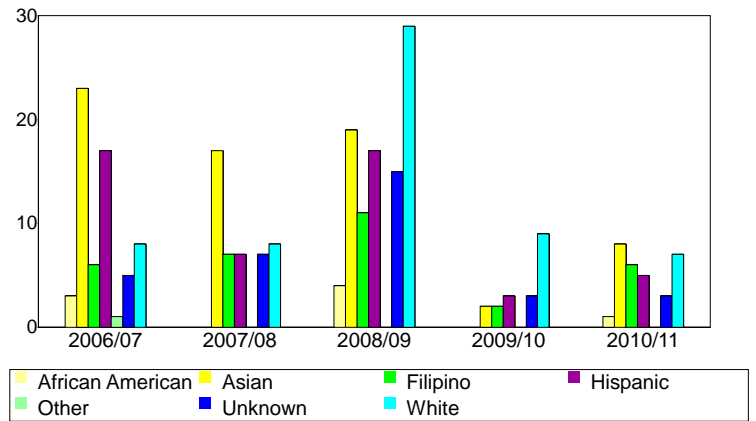
*Note: Counts and percents are based on census figures for summer, fall and spring.

**Note: The variations in total numbers each year within the Status, Course-Taking, and Educational Goal tables are due to missing data points and also due to students changing Status, Pattern, or Educational Goal within a given year - e.g. "First Time Student" in Fall and "Continuing Student" in Spring.

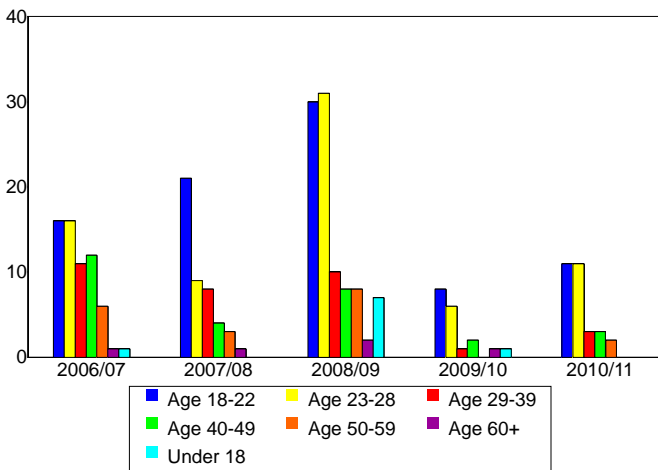
Unique Headcount by Gender



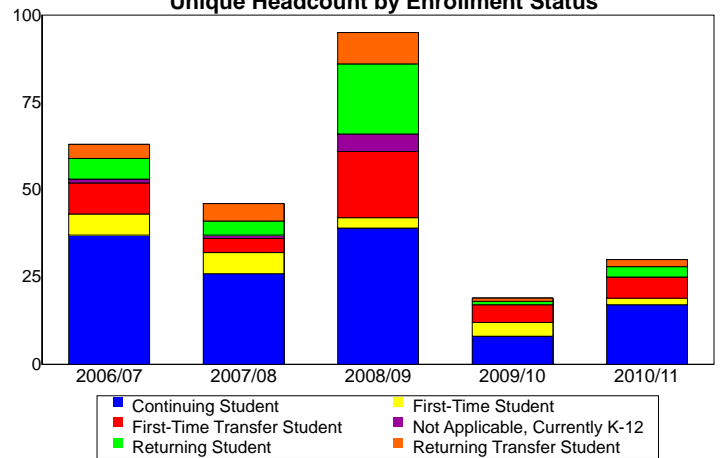
Unique Headcount by Ethnicity



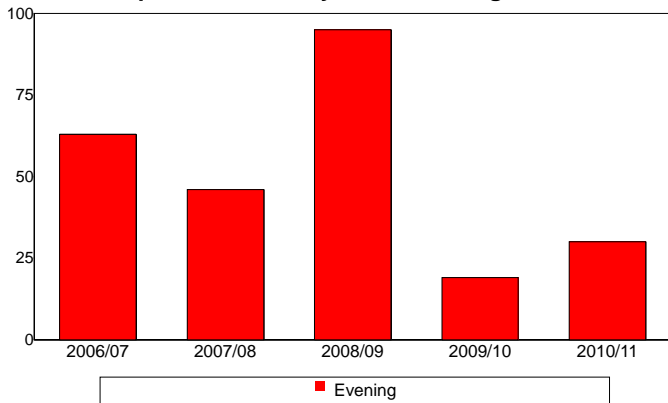
Unique Headcount by Student Age



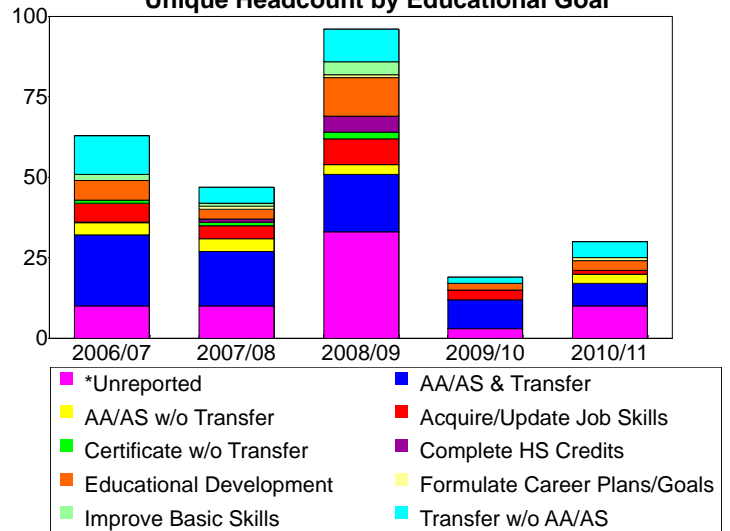
Unique Headcount by Enrollment Status



Unique Headcount by Course-Taking Pattern



Unique Headcount by Educational Goal



Source: SMCCCD Data Warehouse