

## Foreign Languages Department Productivity: By Year and By Term 2006/07 through 2010/11

	Census Headcount	End of Term Headcount	FTEF	FTES	WSCH	Load	Sections	Max Enroll
2006/07	1,168	869	9.84	174.03	5,221	530	45	1,622
2007/08	1,135	847	9.03	174.16	5,225	579	48	1,422
2008/09	1,095	850	8.67	174.97	5,249	606	47	1,345
2009/10	1,199	976	7.80	195.27	5,858	751	42	1,172
2010/11	1,134	928	7.80	183.79	5,514	707	41	1,066

	Census Headcount	End of Term Headcount	FTEF	FTES	WSCH	Load	Sections	Max Enroll
Fall 2006	477	352	3.73	75.74	2,272	609	17	617
Fall 2007	470	350	3.76	76.74	2,302	612	20	571
Fall 2008	418	331	3.53	71.04	2,131	603	19	525
Fall 2009	439	359	2.93	74.17	2,225	759	16	420
Fall 2010	507	423	3.33	84.87	2,546	764	17	411
Spring 2007	458	346	4.18	68.48	2,054	492	19	670
Spring 2008	450	333	3.53	69.99	2,100	594	20	556
Spring 2009	445	357	3.40	71.57	2,147	631	20	525
Spring 2010	496	415	3.33	83.14	2,494	748	18	497
Spring 2011	479	399	3.53	78.08	2,342	663	20	510
Summer 2006	233	171	1.93	29.81	894	463	9	335
Summer 2007	215	164	1.73	27.43	823	475	8	295
Summer 2008	232	162	1.73	32.35	971	560	8	295
Summer 2009	264	202	1.53	37.97	1,139	743	8	255
Summer 2010	148	106	0.93	20.84	625	670	4	145

Source: SMCCCD Data Warehouse

Census Headcount: Number of duplicated headcount at final census.

End of Term Headcount: Number of duplicated headcount at the end of the term.

FTEF: Total number of full time equivalent faculty assigned.

FTES: Total number of full time equivalent students enrolled at first census.

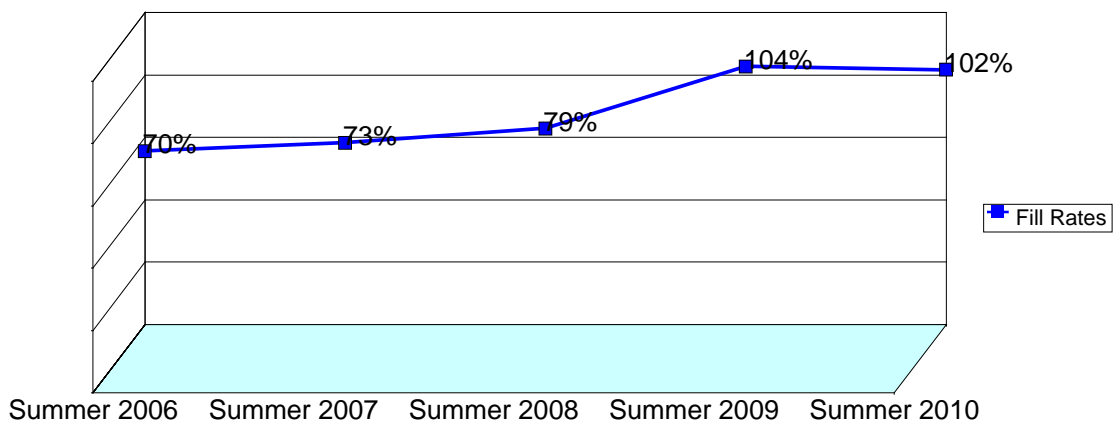
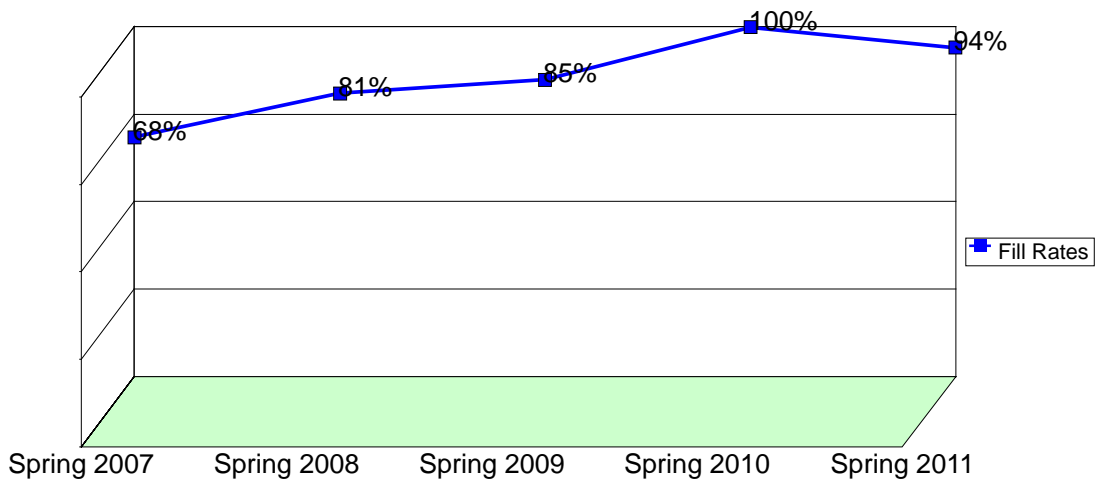
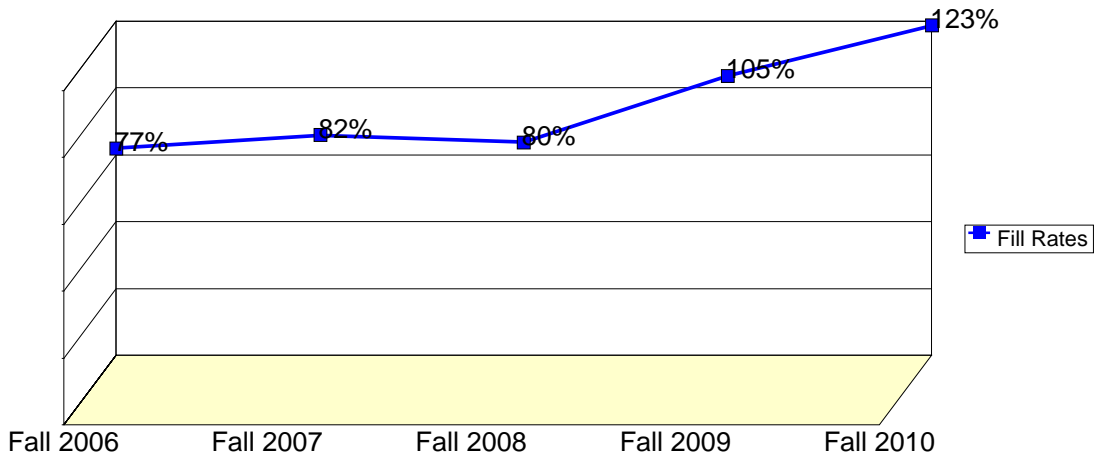
WSCH: Weekly student contact hours generated by census enrollments.

Load: The ratio of WSCH to FTEF, used to measure productivity.

Sections: Total number of sections offered per semester.

Max Enroll: The enrollment capacity or maximum enrollment as defined in curriculum.

## Department Fill Rates by Term



Source: SMCCCD Data Warehouse

Fill Rates: The percent a class fills/enrolls based on capacity or enrollment maximum defined in the curriculum (does not include positive attendance or open entry/open exit classes).

## Department Productivity: Term by Course

				Census	End of					Sections	Max
				Headcount	Term	FTEF	FTES	WSCH	Load		Enroll
<b>Fall 2006</b>	ARBC	111	Elementary Arabic I	18	12	0.20	2.70	81	405	1	35
	ASL	111	American Sign Language I	78	57	0.40	11.29	339	847	2	80
		112	American Sign Language II	16	16	0.20	2.40	72	360	1	40
	CHIN	111	Elementary Chinese I	102	70	0.60	14.34	430	717	3	119
	ITAL	111	Italian I	27	18	0.20	4.05	122	608	1	43
	SPAN	110	Elementary Spanish	77	63	0.83	15.91	477	573	3	120
			Elementary Spanish -Honors	12	11	0.17	2.48	74	446	1	40
		111	Elementary Spanish I	36	28	0.20	5.40	162	810	1	40
		112	Elementary Spanish II	19	15	0.20	2.85	86	428	1	35
		120	Adv. Elementary Spanish	17	15	0.33	3.57	107	321	1	35
TAGA	111	Elementary Tagalog I	75	47	0.40	10.75	323	806	2	70	
<b>Fall 2007</b>	ARBC	111	Elementary Arabic I	28	22	0.20	4.20	126	630	1	35
	ASL	111	American Sign Language I	69	51	0.40	9.96	299	747	2	80
		112	American Sign Language II	23	22	0.20	3.45	104	518	1	40
	CHIN	111	Elementary Chinese I	73	59	0.40	10.61	318	796	2	46
	FILI	110	Elementary Filipino	22	17	0.33	4.47	134	403	1	35
	SPAN	110	Elementary Spanish	63	50	0.50	13.02	391	781	2	80
			Elementary Spanish -Honors	11	10	0.17	2.27	68	409	1	40
		111	Elementary Spanish I	35	18	0.20	5.25	158	788	1	40
		112	Elementary Spanish II	15	12	0.20	2.25	68	338	1	35
		120	Adv. Elementary Spanish	21	17	0.12	4.41	132	1,103	1	35
			Advanced Elem. Spanish - Honor	10	6	0.12	2.10	63	525	1	35
			Advanced Elementary Spanish	4	3	0.12	0.84	25	210	1	35
		130	Intermediate Spanish	6	5	0.20	1.44	43	216	1	35
			Intermediate Spanish - Honors	11	8	0.00	1.54	46	#INF	1	35
	801	Conversational Spanish I	17	10	0.20	1.87	56	281	1	40	
TAGA	111	Elementary Tagalog I	62	40	0.40	9.05	272	679	2	70	
<b>Fall 2008</b>	ARBC	111	Elementary Arabic I	26	23	0.20	3.64	109	546	1	35
	ASL	111	American Sign Language I	64	44	0.40	9.51	285	713	2	70
		112	American Sign Language II	18	16	0.20	2.70	81	405	1	35
	CHIN	111	Elementary Chinese I	62	48	0.40	9.30	279	697	2	70
	FILI	110	Elementary Filipino	32	28	0.33	6.72	202	605	1	35
		111	Elementary Filipino I	50	33	0.40	7.27	218	545	2	70
	SPAN	110	Elementary Spanish	67	56	0.50	13.85	415	831	2	75
			Elementary Spanish -Honors	16	15	0.17	3.31	99	595	1	35
		111	Elementary Spanish I	30	24	0.20	4.70	141	705	1	40
		120	Adv Elementary Spanish - Puent	4	3	0.11	0.84	25	229	1	35
			Adv. Elementary Spanish	6	4	0.11	1.26	38	334	1	35
			Advanced Elem. Spanish - Honor	9	7	0.11	1.89	57	515	1	35
		130	Intermediate Spanish	13	11	0.10	3.12	94	936	1	30
			Intermediate Spanish - Honors	7	6	0.10	0.98	29	294	1	30
	140	Advanced Intermediate Spanish	14	13	0.20	1.96	59	294	1	30	
<b>Fall 2009</b>	ARBC	111	Elementary Arabic I	38	20	0.20	5.70	171	855	1	35
		121	Advanced Elementary Arabic I	27	24	0.20	3.15	95	473	1	35
	ASL	111	American Sign Language I	90	75	0.40	13.47	404	1,010	2	70
		112	American Sign Language II	31	30	0.20	4.86	146	729	1	35
	CHIN	111	Elementary Chinese I	40	32	0.20	6.27	188	940	1	35

			Census	End of	FTEF	FTES	WSCH	Load	Sections	Max		
			Headcount	Term						Enroll		
	FILI	110	Elementary Filipino	36	33	0.33	7.56	227	680	1	35	
	SPAN	110	Elementary Spanish	71	53	0.50	14.67	440	880	2	75	
			Elementary Spanish -Honors	14	11	0.17	2.89	87	521	1	35	
		111	Elementary Spanish I	34	30	0.20	5.10	153	765	1	35	
	120		Adv Elementary Spanish - Puent	4	3	0.11	0.84	25	229	1	35	
			Adv. Elementary Spanish	13	10	0.11	2.73	82	723	1	35	
			Advanced Elem. Spanish - Honor	17	16	0.11	3.57	107	974	1	35	
	130		Intermediate Spanish	15	14	0.10	2.10	63	630	1	30	
			Intermediate Spanish - Honors	9	8	0.10	1.26	38	378	1	30	
<b>Fall 2010</b>	ARBC	111	Elementary Arabic I	21	17	0.20	3.15	95	473	1	35	
	ASL	111	American Sign Language I	85	69	0.40	12.62	379	946	2	70	
		112	American Sign Language II	32	30	0.20	4.80	144	720	1	35	
	CHIN	111	Elementary Chinese I	75	67	0.40	10.88	326	816	2	37	
	FILI	110	Elementary Filipino	40	36	0.33	8.40	252	756	1	35	
		111	Elementary Filipino I	66	51	0.40	9.78	293	733	2	36	
	SPAN	110	Elementary Spanish	81	67	0.50	16.74	502	1,004	2	75	
			Elementary Spanish -Honors	14	12	0.17	2.89	87	521	1	35	
		112	Elementary Spanish II	30	20	0.20	4.20	126	630	1	35	
		120		Adv. Elementary Spanish	19	15	0.17	3.99	120	718	1	35
			Advanced Elem. Spanish - Honor	18	16	0.17	3.78	113	680	1	35	
	130		Intermediate Spanish	19	16	0.10	2.66	80	798	1	30	
			Intermediate Spanish - Honors	7	7	0.10	0.98	29	294	1	30	
<b>Spring 2007</b>	ARBC	111	Elementary Arabic I	22	13	0.20	2.93	88	440	1	35	
		112	Elementary Arabic II	23	20	0.20	3.07	92	460	1	35	
	ASL	111	American Sign Language I	65	52	0.40	8.99	270	674	2	70	
		112	American Sign Language II	20	16	0.20	2.67	80	400	1	35	
	CHIN	112	Elementary Chinese II	50	35	0.44	6.83	205	464	2	70	
	FILI	110	Elementary Filipino	22	15	0.33	4.69	141	422	1	35	
	SPAN	110	Elementary Spanish	57	42	0.67	11.40	342	513	2	85	
		111	Elementary Spanish I	60	40	0.40	8.27	248	620	2	80	
		112		Elementary Spanish II	15	15	0.20	2.15	65	323	1	40
				Adv. Elementary Spanish	18	15	0.17	3.66	110	659	1	35
	120		Elementary Spanish -Honors	15	12	0.17	3.05	92	549	1	35	
			Intermediate Spanish	22	17	0.20	2.20	66	330	1	35	
	801	Conversational Spanish I	27	22	0.20	2.97	89	446	1	35		
	TAGA	111	Elementary Tagalog I	42	32	0.40	5.60	168	420	2	80	
<b>Spring 2008</b>	ARBC	111	Elementary Arabic I	30	20	0.20	4.20	126	630	1	35	
		112	Elementary Arabic II	17	11	0.20	2.38	71	357	1	30	
	ASL	111	American Sign Language I	74	58	0.40	10.73	322	805	2	70	
		112	American Sign Language II	19	16	0.20	2.66	80	399	1	35	
	CHIN	112	Elementary Chinese II	43	39	0.40	6.18	185	464	2	65	
		121	Adv. Elem. Chinese I	12	7	0.20	1.68	50	252	1	30	
	FILI	111	Elementary Filipino I	42	34	0.20	5.88	176	882	1	40	
	SPAN	110	Elementary Spanish	69	48	0.50	14.26	428	856	2	66	
			Elementary Spanish - Honors	5	3	0.17	1.03	31	186	1	26	
		111	Elementary Spanish I	44	38	0.20	6.60	198	990	1	40	
	112	Elementary Spanish II	23	14	0.20	3.45	104	518	1	40		
	120	Adv. Elementary Spanish	19	13	0.17	3.99	120	718	1	35		

			Census Headcount	End of Term Headcount	FTEF	FTES	WSCH	Load	Sections	Max Enroll	
			7	7	0.17	1.47	44	265	1	35	
	130		13	9	0.13	1.82	55	409	2	80	
			9	7	0.07	1.26	38	567	1	40	
	801		24	9	0.13	2.40	72	540	1	30	
Spring 2009	ARBC	111	32	22	0.20	4.48	134	672	1	35	
		112	32	29	0.20	4.48	134	672	1	35	
	ASL	111	79	63	0.40	11.74	352	881	2	70	
		112	19	13	0.20	2.85	86	428	1	30	
	CHIN	112	36	34	0.40	5.50	165	413	2	60	
	FILI	111	34	27	0.20	4.76	143	714	1	35	
		112	16	13	0.20	2.24	67	336	1	30	
	SPAN	110	69	46	0.50	14.26	428	856	2	80	
				12	8	0.17	2.48	74	446	1	40
		111	30	24	0.10	4.50	135	1,350	1	40	
		112	8	7	0.10	1.20	36	360	1	40	
		120	24	24	0.17	5.28	158	950	1	35	
				12	12	0.17	2.64	79	475	1	35
	Spring 2010	130	10	10	0.07	1.40	42	630	1	40	
			9	6	0.07	1.26	38	567	1	40	
			5	5	0.07	0.70	21	315	1	40	
801		18	14	0.20	1.80	54	270	1	35		
ARBC		111	33	25	0.20	4.95	149	743	1	35	
		112	24	17	0.20	3.36	101	504	1	35	
ASL		111	79	64	0.40	11.66	350	875	2	70	
		112	31	26	0.20	4.65	140	698	1	35	
CHIN		111	28	22	0.20	4.11	123	616	1	27	
		112	28	24	0.20	4.20	126	630	1	30	
FILI		110	29	27	0.33	6.38	191	574	1	35	
		111	39	33	0.20	5.85	176	878	1	35	
SPAN		110	79	69	0.50	16.33	490	980	2	80	
				11	10	0.17	2.27	68	409	1	40
	111	40	36	0.20	5.60	168	840	1	40		
	120	33	24	0.17	7.26	218	1,307	1	35		
			8	7	0.17	1.76	53	317	1	35	
	130	22	20	0.13	3.08	92	693	2	80		
			12	11	0.07	1.68	50	756	1	40	
Spring 2011	ARBC	111	42	30	0.20	5.88	176	882	1	35	
		112	20	14	0.20	2.80	84	420	1	35	
	ASL	111	94	79	0.40	13.99	420	1,050	2	70	
		112	32	29	0.20	4.48	134	672	1	35	
	CHIN	112	50	38	0.40	7.00	210	525	2	65	
	FILI	110	32	22	0.33	7.04	211	634	1	35	
		111	30	23	0.20	4.20	126	630	1	35	
		112	19	17	0.20	2.66	80	399	1	20	
	SPAN	110	81	75	0.50	16.74	502	1,004	2	75	
				7	7	0.17	1.45	43	260	1	35

				Census Headcount	End of Term Headcount	FTEF	FTES	WSCH	Load	Sections	Max Enroll
	120		Adv. Elementary Spanish	17	14	0.17	3.74	112	673	1	35
			Elementary Spanish -Honors	5	4	0.17	1.10	33	198	1	35
	130		Intermediate Spanish	16	16	0.13	2.24	67	504	2	70
			Intermediate Spanish - Honors	9	8	0.07	1.26	38	567	1	35
	140		Adv. Int. Spanish-Honors	15	14	0.10	2.10	63	630	1	35
			Advanced Intermediate Spanish	10	9	0.10	1.40	42	420	1	35
<b>Summer 2006</b>	ARBC	111	Elementary Arabic I	21	14	0.20	2.52	76	378	1	40
	ASL	111	American Sign Language I	52	47	0.40	6.07	182	455	2	70
		112	American Sign Language II	18	16	0.20	2.13	64	319	1	35
	SPAN	110	Elementary Spanish	28	19	0.33	5.44	163	490	1	40
		111	Elementary Spanish I	60	33	0.40	7.17	215	538	2	80
		112	Elementary Spanish II	19	11	0.20	2.28	68	342	1	35
		TAGA	111	Elementary Tagalog I	35	31	0.20	4.20	126	630	1
<b>Summer 2007</b>	ARBC	111	Elementary Arabic I	19	5	0.20	2.28	68	342	1	35
	ASL	111	American Sign Language I	66	60	0.40	7.64	229	573	2	70
		112	American Sign Language II	16	16	0.20	1.89	57	283	1	35
	SPAN	110	Elementary Spanish	25	24	0.33	5.01	150	451	1	40
		111	Elementary Spanish I	34	19	0.20	4.04	121	606	1	40
		112	Elementary Spanish II	23	15	0.20	2.76	83	414	1	40
		TAGA	111	Elementary Tagalog I	32	25	0.20	3.80	114	571	1
<b>Summer 2008</b>	ARBC	111	Elementary Arabic I	27	15	0.20	3.46	104	518	1	35
	ASL	111	American Sign Language I	57	50	0.40	7.43	223	558	2	70
		112	American Sign Language II	22	20	0.20	2.93	88	440	1	35
	FILI	111	Elementary Filipino I	31	24	0.20	3.97	119	595	1	35
	SPAN	110	Elementary Spanish	30	18	0.33	6.24	187	562	1	40
		111	Elementary Spanish I	37	19	0.20	4.74	142	710	1	40
		112	Elementary Spanish II	28	16	0.20	3.58	108	538	1	40
<b>Summer 2009</b>	ARBC	111	Elementary Arabic I	35	16	0.20	4.48	134	672	1	35
	ASL	111	American Sign Language I	71	61	0.40	9.44	283	708	2	70
		112	American Sign Language II	20	18	0.20	2.74	82	411	1	35
	FILI	111	Elementary Filipino I	40	28	0.20	5.12	154	768	1	35
	SPAN	110	Elementary Spanish	44	35	0.33	9.27	278	834	1	40
		111	Elementary Spanish I	35	26	0.10	4.48	134	1,344	1	40
		112	Elementary Spanish II	19	18	0.10	2.43	73	730	1	40
<b>Summer 2010</b>	ARBC	111	Elementary Arabic I	32	22	0.20	3.88	116	582	1	35
	ASL	111	American Sign Language I	77	58	0.40	9.74	292	730	2	70
	SPAN	110	Elementary Spanish	39	26	0.33	7.22	217	650	1	40