

Economics Department Productivity: By Year and By Term 2006/07 through 2010/11

	Census Headcount	End of Term Headcount	FTEF	FTES	WSCH	Load	Sections	Max Enroll
2006/07	979	753	5.40	96.84	2,905	538	27	1,198
2007/08	993	765	5.00	99.49	2,985	597	25	1,108
2008/09	1,094	881	5.60	110.93	3,328	594	28	1,233
2009/10	1,202	1,005	6.00	123.05	3,692	615	30	1,323
2010/11	1,269	1,072	6.00	128.33	3,850	642	30	1,326

	Census Headcount	End of Term Headcount	FTEF	FTES	WSCH	Load	Sections	Max Enroll
Fall 2006	324	248	1.60	32.81	984	615	8	343
Fall 2007	376	280	1.80	38.50	1,155	642	9	388
Fall 2008	393	324	2.00	40.35	1,211	605	10	433
Fall 2009	419	338	2.00	43.27	1,298	649	10	433
Fall 2010	433	368	2.00	44.34	1,330	665	10	436
Spring 2007	436	315	2.20	42.84	1,285	584	11	495
Spring 2008	392	289	2.00	39.51	1,185	593	10	450
Spring 2009	422	333	2.20	43.24	1,297	590	11	485
Spring 2010	459	382	2.20	46.66	1,400	636	11	485
Spring 2011	530	441	2.60	53.90	1,617	622	13	575
Summer 2006	219	190	1.60	21.19	636	397	8	360
Summer 2007	225	196	1.20	21.48	644	537	6	270
Summer 2008	279	224	1.40	27.34	820	586	7	315
Summer 2009	324	285	1.80	33.13	994	552	9	405
Summer 2010	306	263	1.40	30.09	903	645	7	315

Source: SMCCCD Data Warehouse

Census Headcount: Number of duplicated headcount at final census.

End of Term Headcount: Number of duplicated headcount at the end of the term.

FTEF: Total number of full time equivalent faculty assigned.

FTES: Total number of full time equivalent students enrolled at first census.

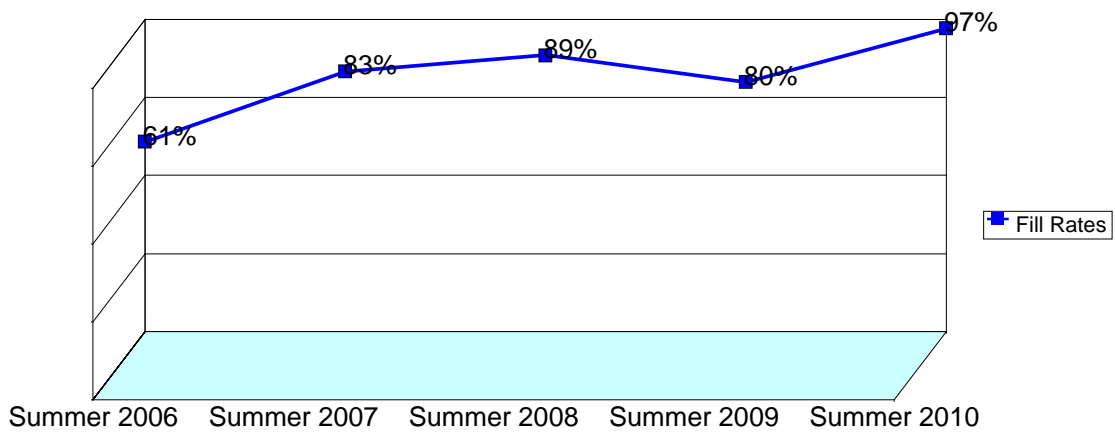
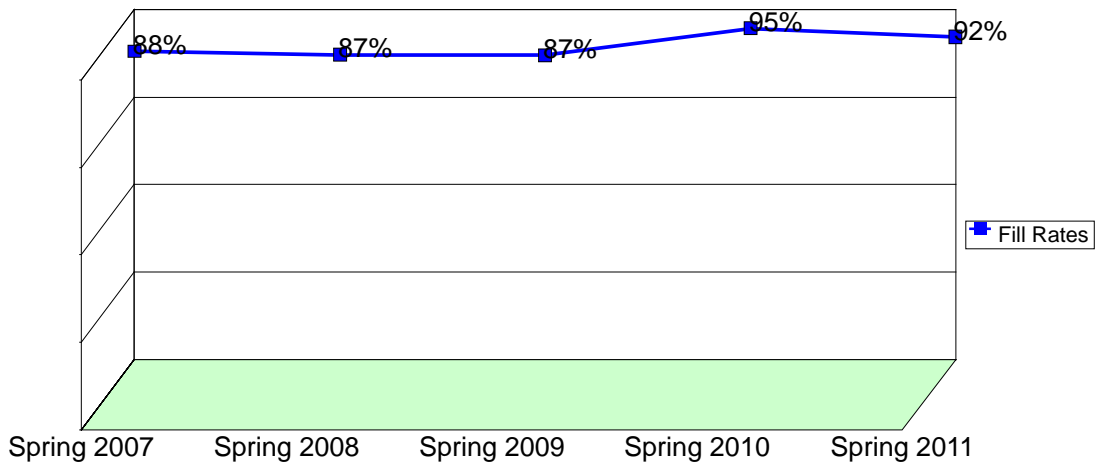
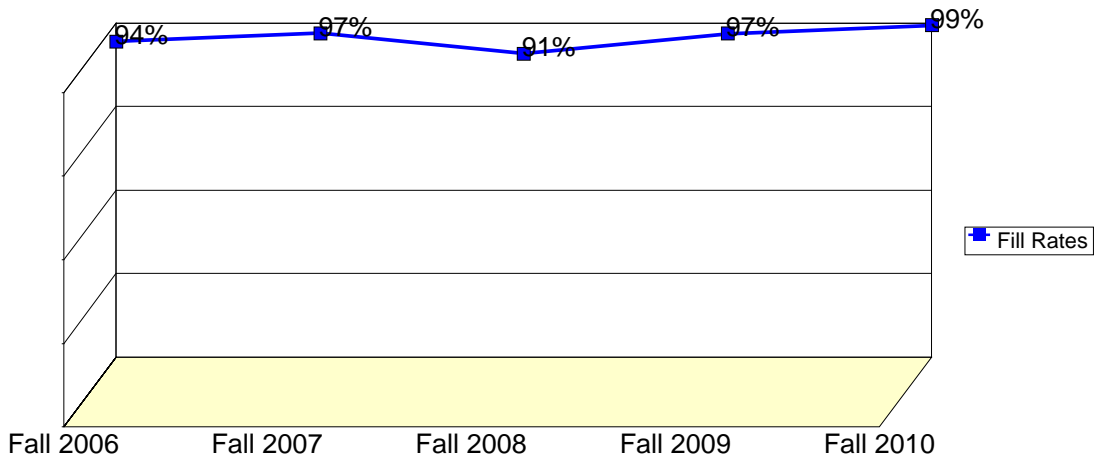
WSCH: Weekly student contact hours generated by census enrollments.

Load: The ratio of WSCH to FTEF, used to measure productivity.

Sections: Total number of sections offered per semester.

Max Enroll: The enrollment capacity or maximum enrollment as defined in curriculum.

Department Fill Rates by Term



Source: SMCCCD Data Warehouse

Fill Rates: The percent a class fills/enrolls based on capacity or enrollment maximum defined in the curriculum (does not include positive attendance or open entry/open exit classes).

Department Productivity: Term by Course

				Census	End of	FTEF	FTES	WSCH	Load	Sections	Max
				Headcount	Term						Enroll
Fall 2006	ECON	100	Macro Economics - Honors	28	18	0.20	2.80	84	420	1	28
			Principles of Macro Economics	78	54	0.40	7.80	234	585	2	90
			Principles of Macroeconomics	99	79	0.40	9.90	297	743	2	90
	102	Principles of Micro Economics	32	20	0.20	3.20	96	480	1	45	
		Principles of Microeconomics	87	77	0.40	9.11	273	683	2	90	
Fall 2007	ECON	100	Macro Economics - Honors	19	12	0.20	1.90	57	285	1	28
			Principles of Macro Economics	35	24	0.20	3.50	105	525	1	45
			Principles of Macroeconomics	192	153	0.80	19.61	588	735	4	180
	102	Principles of Micro Economics	30	18	0.20	3.00	90	450	1	45	
		Principles of Microeconomics	100	73	0.40	10.49	315	787	2	90	
Fall 2008	ECON	100	Macro Economics - Honors	25	21	0.20	2.50	75	375	1	28
			Principles of Macro Economics	57	43	0.40	5.70	171	428	2	90
			Principles of Macroeconomics	179	141	0.80	18.45	554	692	4	180
	102	Principles of Micro Economics	32	27	0.20	3.20	96	480	1	45	
		Principles of Microeconomics	100	92	0.40	10.50	315	788	2	90	
Fall 2009	ECON	100	Macro Economics - Honors	24	18	0.20	2.40	72	360	1	28
			Principles of Macro Economics	82	67	0.40	8.20	246	615	2	90
			Principles of Macroeconomics	185	142	0.80	19.18	576	719	4	180
	102	Principles of Micro Economics	39	32	0.20	3.90	117	585	1	45	
		Principles of Microeconomics	89	79	0.40	9.58	288	719	2	90	
Fall 2010	ECON	100	Macro Economics	42	35	0.20	4.62	139	693	1	45
			Principles of Macro Economics	85	74	0.40	8.50	255	638	2	90
			Principles of Macroecon Honors	27	19	0.20	2.97	89	446	1	31
			Principles of Macroeconomics	154	132	0.60	15.40	462	770	3	135
	102	Principles of Micro Economics	39	30	0.20	3.90	117	585	1	45	
		Principles of Microeconomics	86	78	0.40	8.95	269	671	2	90	
Spring 2007	ECON	100	Principles of Macro Economics	204	138	1.00	19.59	588	588	5	225
			Principles of Macroeconomics	49	38	0.20	4.90	147	735	1	45
	102	Principles of Micro Economics	134	96	0.80	13.45	404	504	4	180	
		Principles of Microeconomics	49	43	0.20	4.90	147	735	1	45	
Spring 2008	ECON	100	Principles of Macro Economics	207	147	1.00	21.01	630	630	5	225
			Principles of Macroeconomics	48	40	0.20	4.80	144	720	1	45
	102	Principles of Micro Economics	89	62	0.60	8.90	267	445	3	135	
		Principles of Microeconomics	48	40	0.20	4.80	144	720	1	45	
Spring 2009	ECON	100	Principles of Macro Economics	201	150	1.00	20.70	621	621	5	225
			Principles of Macroeconomics	52	40	0.20	5.20	156	780	1	45
	102	Principles of Micro Economics	143	120	0.80	14.74	442	553	4	170	
		Principles of Microeconomics	26	23	0.20	2.60	78	390	1	45	
Spring 2010	ECON	100	Principles of Macro Economics	226	182	1.00	23.03	691	691	5	225
			Principles of Macroeconomics	51	44	0.20	5.10	153	765	1	45
	102	Principles of Micro Economics	131	108	0.80	13.43	403	504	4	170	
		Principles of Microeconomics	51	48	0.20	5.10	153	765	1	45	
Spring 2011	ECON	100	Principles of Macro Economics	218	178	1.20	22.70	681	568	6	270
			Principles of Macroeconomics	97	82	0.40	9.70	291	728	2	90
	102	Principles of Micro Economics	170	141	0.80	17.00	510	638	4	170	
		Principles of Microeconomics	45	40	0.20	4.50	135	675	1	45	
Summer 2011	ECON	100	Principles of Macro Economics	120	108	0.80	11.52	346	432	4	180

				Census Headcount	End of Term Headcount	FTEF	FTES	WSCH	Load	Sections	Max Enroll
2006		102	Principles of Micro Economics	99	82	0.80	9.67	290	363	4	180
Summer 2007	ECON	100	Principles of Macro Economics	133	118	0.60	12.73	382	637	3	135
		102	Principles of Micro Economics	92	78	0.60	8.75	262	437	3	135
Summer 2008	ECON	100	Principles of Macro Economics	164	124	0.80	16.25	487	609	4	180
		102	Principles of Micro Economics	115	100	0.60	11.10	333	555	3	135
Summer 2009	ECON	100	Principles of Macro Economics	202	175	1.00	20.57	617	617	5	225
		102	Principles of Micro Economics	122	110	0.80	12.56	377	471	4	180
Summer 2010	ECON	100	Principles of Macro Economics	188	161	0.80	18.62	559	698	4	180
		102	Principles of Micro Economics	118	102	0.60	11.47	344	574	3	135

