

## Early Childhood Education Department Productivity: By Year and By Term 2006/07 through 2010/11

	Census Headcount	End of Term Headcount	FTEF	FTES	WSCH	Load	Sections	Max Enroll
2006/07	1,395	1,182	7.94	<b>137.02</b>	4,111	518	56	1,678
2007/08	1,386	1,144	8.41	<b>143.10</b>	4,293	511	61	1,852
2008/09	1,658	1,376	9.02	<b>194.82</b>	5,844	648	66	1,823
2009/10	1,984	1,672	9.95	<b>214.74</b>	6,442	648	71	2,063
2010/11	1,848	1,575	9.81	<b>203.70</b>	6,111	623	67	2,070

	Census Headcount	End of Term Headcount	FTEF	FTES	WSCH	Load	Sections	Max Enroll
Fall 2006	634	543	3.42	<b>63.44</b>	1,903	557	24	695
Fall 2007	614	515	3.79	<b>60.75</b>	1,822	481	29	925
Fall 2008	749	626	4.03	<b>95.10</b>	2,853	707	32	838
Fall 2009	934	761	4.34	<b>106.85</b>	3,206	739	34	974
Fall 2010	832	703	4.24	<b>93.84</b>	2,815	664	30	941
Spring 2007	589	496	3.35	<b>57.11</b>	1,713	511	24	738
Spring 2008	605	482	3.45	<b>66.97</b>	2,009	582	24	687
Spring 2009	723	588	3.82	<b>79.14</b>	2,374	622	26	764
Spring 2010	806	707	4.37	<b>80.51</b>	2,415	553	29	849
Spring 2011	829	713	4.57	<b>87.79</b>	2,634	577	31	945
Summer 2006	172	143	1.17	<b>16.46</b>	494	423	8	245
Summer 2007	167	147	1.17	<b>15.38</b>	462	396	8	240
Summer 2008	186	162	1.17	<b>20.58</b>	617	529	8	221
Summer 2009	244	204	1.24	<b>27.38</b>	821	662	8	240
Summer 2010	187	159	1.01	<b>22.07</b>	662	658	6	185

Source: SMCCCD Data Warehouse

Census Headcount: Number of duplicated headcount at final census.

End of Term Headcount: Number of duplicated headcount at the end of the term.

FTEF: Total number of full time equivalent faculty assigned.

FTES: Total number of full time equivalent students enrolled at first census.

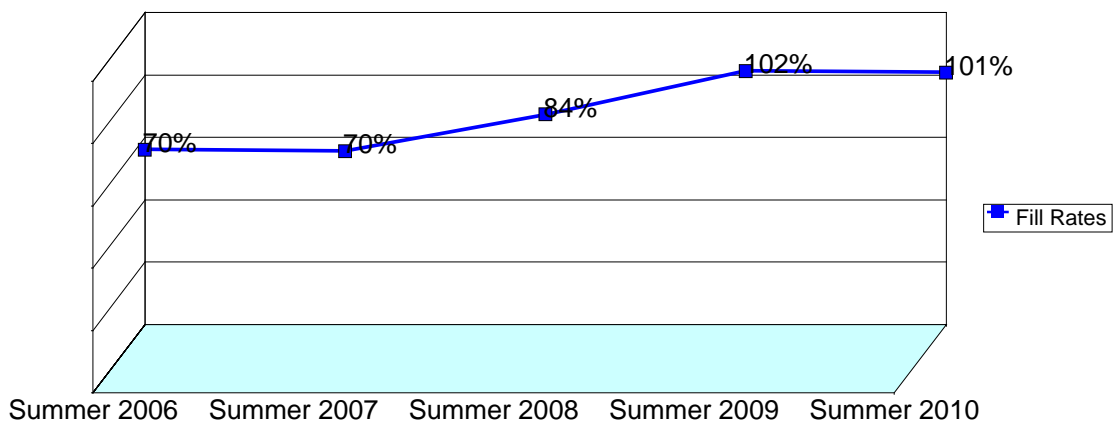
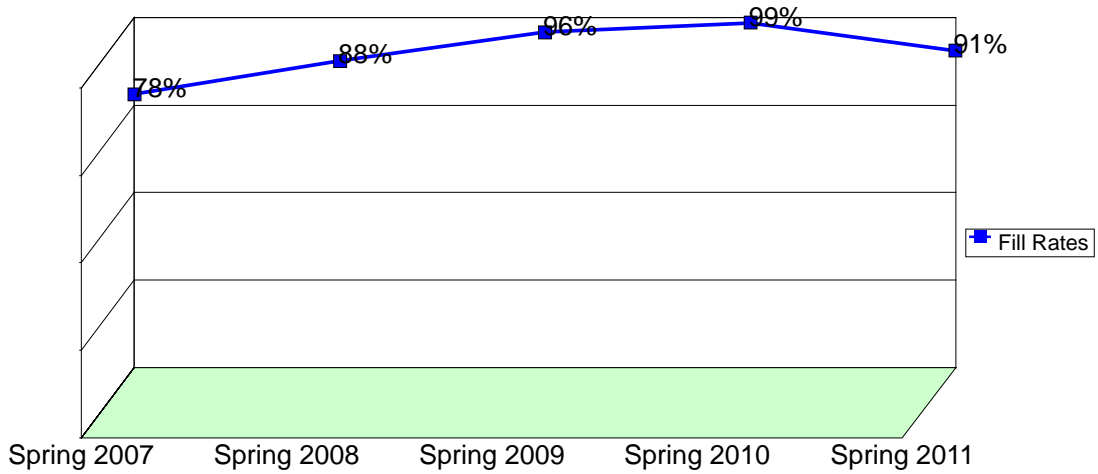
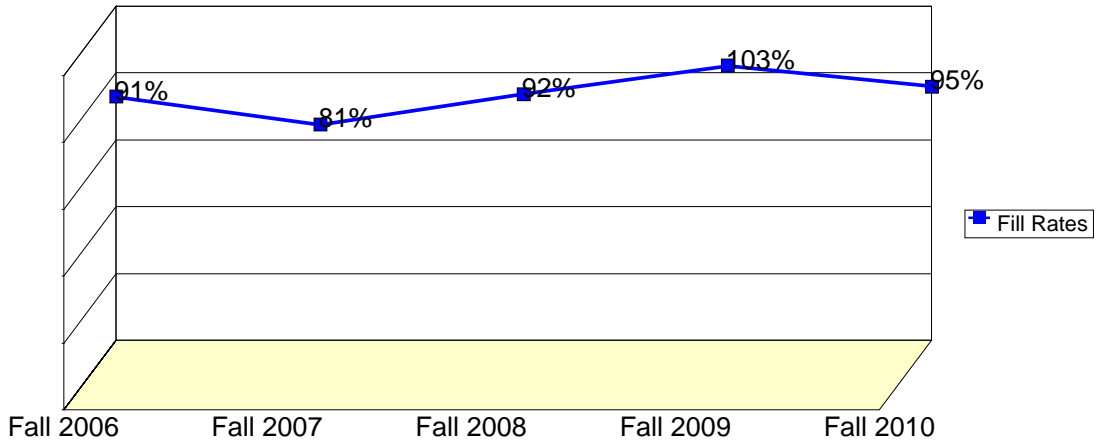
WSCH: Weekly student contact hours generated by census enrollments.

Load: The ratio of WSCH to FTEF, used to measure productivity.

Sections: Total number of sections offered per semester.

Max Enroll: The enrollment capacity or maximum enrollment as defined in curriculum.

## Department Fill Rates by Term



Source: SMCCCD Data Warehouse

Fill Rates: The percent a class fills/enrolls based on capacity or enrollment maximum defined in the curriculum (does not include positive attendance or open entry/open exit classes).

## Department Productivity: Term by Course

				Census	End of						
				Headcount	Term	FTEF	FTES	WSCH	Load	Sections	Max
					Headcount						Enroll
<b>Fall 2006</b>	ECE.	201	Child Development	117	92	0.50	12.13	364	728	5	220
		210	ECE Principles	26	24	0.20	2.86	86	429	1	30
			ECE. Principles	17	15	0.20	1.70	51	255	1	40
		211	Early Child Ed Curriculum	21	17	0.20	2.10	63	315	1	40
			ECE Curriculum	27	26	0.20	2.97	89	446	1	40
		212	Child, Family & Community	66	59	0.20	6.97	209	1,046	2	80
		214	Child-Parent Relations	64	57	0.20	6.78	203	1,017	2	80
		223	Infant/Toddler Development	40	35	0.20	4.40	132	660	1	40
		241	ECE Admin: Human Relations	37	32	0.20	3.38	101	507	1	40
		242	Adult Supervision in ECE/CD	20	16	0.13	1.26	38	283	1	35
		262	Intro. to Family Support: BRP	25	19	0.20	2.29	69	343	1	40
		333	Observation of Children	20	17	0.20	2.00	60	300	1	35
		335	Handling Behavior	44	35	0.20	4.84	145	726	1	40
		366	Practicum in Early Child. Ed.	19	17	0.22	3.75	113	511	1	20
		665	Communicating w/Parents	19	15	0.07	0.65	20	293	1	40
			ECERS Training	30	29	0.07	0.91	27	411	1	40
		670	ECE Cooperative Education	37	34	0.23	4.13	124	532	1	20
		690	Special Projects	5	4	0.00	0.32	10	#INF	1	5
		<b>Fall 2007</b>	ECE.	201	Child Development	125	87	0.50	12.95	389	777
210	ECE Principles			25	20	0.20	2.50	75	375	1	30
	ECE. Principles			37	30	0.20	4.19	126	629	1	40
211	ECE Curriculum			42	33	0.20	4.20	126	630	1	40
212	Child, Family & Community			45	40	0.20	5.02	151	754	2	80
214	Child-Parent Relations			40	34	0.20	4.23	127	635	2	80
223	Infant/Toddler Development			20	15	0.20	2.20	66	330	1	40
241	ECE Admin: Human Relations			28	24	0.20	2.56	77	384	1	40
242	Adult Supervision in ECE/CD			23	19	0.13	1.58	47	355	1	35
260	Children with Special Needs			17	14	0.20	1.87	56	281	1	40
272	Cultural Diversity in ECE			17	17	0.20	1.70	51	255	1	40
275	Children's Language/Literacy			15	11	0.20	1.65	50	248	1	40
311	Children's Nutrition			13	13	0.03	0.45	13	402	1	40
335	Handling Behavior			23	22	0.20	2.30	69	345	1	40
366	Practicum in Early Child. Ed.			34	30	0.42	7.87	236	562	2	40
665	Male Involvement			10	10	0.07	0.29	9	130	1	35
665	Advanced ECERS Training			8	8	0.07	0.21	6	96	1	35
665	Lang., Culture & Parent Engage			53	53	0.07	1.28	38	576	1	150
665	Facilitative Leadership			3	3	0.07	0.06	2	27	1	35
670	Cooperative Education			7	6	0.07	0.57	17	255	1	10
	ECE Cooperative Education	24	21	0.17	2.83	85	510	1	20		
690	Special Projects	5	5	0.00	0.23	7	#INF	1	5		
<b>Fall 2008</b>	ECE.	201	Child Development	155	111	0.50	15.48	464	929	5	220
		210	ECE Principles	24	20	0.20	2.40	72	360	1	30
			ECE. Principles	32	28	0.20	3.52	106	528	1	40
		211	Early Child Ed Curriculum	17	14	0.20	1.70	51	255	1	40
			ECE Curriculum	39	32	0.20	3.90	117	585	1	40
		212	Child, Family & Community	67	57	0.20	7.10	213	1,065	2	80
		213	School-Age Child	21	18	0.20	2.31	69	347	1	35

		Census Headcount	End of Term Headcount	FTEF	FTES	WSCH	Load	Sections	Max Enroll		
	214	Child-Parent Relations	41	37	0.20	4.32	130	648	2	80	
	241	ECE Admin: Human Relations	42	41	0.20	3.84	115	576	1	40	
	242	Adult Supervision in ECE/CD	33	28	0.13	2.26	68	509	1	35	
	260	Children with Special Needs	23	22	0.20	2.53	76	380	1	40	
	262	Intro. to Family Support: BRP	17	12	0.20	1.82	54	272	1	40	
	272	Cultural Diversity in ECE	16	14	0.20	1.60	48	240	1	40	
	273	SupportYoungBilingualLearners	32	29	0.07	0.98	29	439	1	32	
	311	Children's Nutrition	15	10	0.03	0.51	15	463	1	40	
	335	Handling Behavior	20	14	0.20	2.00	60	300	1	40	
	366	Practicum in Early Child. Ed.	40	33	0.40	33.20	996	2,490	2	40	
	665	ECERS Training	25	22	0.07	0.67	20	302	1	30	
	665	Male Involvement	16	14	0.07	0.43	13	192	1	35	
	665	Child., Infant, Adult CPR/AED	30	30	0.10	0.00	0	0	3	36	
	670	Cooperative Education	7	5	0.07	0.77	23	345	1	10	
		ECE Cooperative Education	31	29	0.20	3.40	102	510	1	20	
	690	Special Projects	6	6	0.00	0.37	11	#INF	1	5	
<b>Fall 2009</b>	ECE.	201	Child Development	147	111	0.50	15.12	454	907	5	220
		210	ECE Principles	31	24	0.20	3.31	99	496	1	40
			ECE. Principles	40	34	0.20	4.67	140	700	1	40
		211	Early Child Ed Curriculum	39	28	0.20	3.90	117	585	1	40
			ECE Curriculum	38	35	0.20	4.43	133	665	1	40
		212	Child, Family & Community	73	62	0.20	7.95	239	1,193	2	80
		214	Child-Parent Relations	60	51	0.20	6.55	197	983	2	80
		223	Infant/Toddler Development	38	28	0.20	4.43	133	665	1	40
		241	ECE Admin: Human Relations	32	22	0.20	2.93	88	439	1	40
		244	Prekindergarten Learning & Dev	32	22	0.13	1.89	57	425	1	40
		260	Children with Special Needs	39	32	0.20	4.55	137	683	1	40
		272	Cultural Diversity in ECE	25	21	0.20	2.50	75	375	1	40
		273	SupportYoungBilingualLearners	24	22	0.07	0.62	19	281	1	40
		311	Children's Nutrition	25	17	0.03	0.86	26	772	1	40
		314	Health, Safety, Nutrition-ECE	20	19	0.20	2.20	66	330	1	40
		335	Handling Behavior	34	29	0.20	3.74	112	561	1	40
		360	AdvocacyinEarlyChildhoodField	34	22	0.07	0.00	0	0	1	40
		366	Practicum in Early Child. Ed.	38	27	0.40	31.54	946	2,368	2	40
		665	Communicating with Parents	35	28	0.07	0.81	24	364	1	40
		665	Male Involvement	22	20	0.07	0.56	17	254	1	40
		665	Child., Infant, Adult CPR/AED	66	66	0.13	0.59	18	134	4	80
		670	Cooperative Education	11	10	0.07	1.03	31	465	1	19
			ECE Cooperative Education	28	28	0.41	2.50	75	184	1	20
		690	Special Projects	3	3	0.00	0.17	5	#INF	1	5
<b>Fall 2010</b>	ECE.	201	Child Development	167	136	0.60	16.76	503	838	6	265
		210	ECE Principles	32	25	0.20	3.41	102	512	1	40
			ECE. Principles	42	39	0.20	4.90	147	735	1	40
		211	Early Child Ed Curriculum	35	34	0.20	3.50	105	525	1	40
			ECE Curriculum	43	38	0.20	4.73	142	710	1	40
		212	Child, Family & Community	83	71	0.40	8.69	261	652	2	80
		214	Child-Parent Relations	56	46	0.40	5.83	175	437	2	75
		223	Infant/Toddler Development	41	30	0.20	4.78	144	718	1	40

		Census Headcount	End of Term Headcount	FTEF	FTES	WSCH	Load	Sections	Max Enroll				
		241	ECE Admin: Human Relations	42	34	0.20	3.84	115	577	1	40		
		244	Prekindergarten Learning & Dev	28	19	0.13	1.94	58	436	1	40		
		260	Children with Special Needs	28	20	0.20	2.80	84	420	1	40		
		272	Teaching in a Diverse Society	39	38	0.20	4.29	129	644	1	40		
		273	SupportYoungBilingualLearners	15	13	0.07	0.43	13	192	1	40		
		314	Health, Safety, Nutrition-ECE	33	32	0.20	3.63	109	545	1	40		
		335	Handling Behavior	44	32	0.20	4.02	121	604	1	40		
		360	AdvocacyinEarlyChildhoodField	20	20	0.03	0.50	15	446	1	40		
		366	Practicum in Early Child. Ed.	30	27	0.41	18.00	540	1,315	2	44		
		665	Child., Infant, Adult CPR/AED	22	22	0.07	0.27	8	120	2	24		
		665	SELF - Part I	19	15	0.06	0.46	14	217	1	40		
		670	ECE Cooperative Education	11	10	0.07	0.93	28	420	1	20		
		690	Special Projects	2	2	0.00	0.13	4	#INF	1	5		
<b>Spring 2007</b>	ECE.	201	Child Development	85	58	0.40	9.08	273	681	4	175		
		210	Early Child Ed Principles	34	28	0.20	3.40	102	510	1	40		
			ECE Principles	34	32	0.20	3.40	102	510	1	40		
		211	Early Child Ed Curriculum	31	27	0.20	3.10	93	465	1	40		
			ECE Curriculum	28	27	0.20	3.08	92	462	1	40		
		212	Child, Family & Community	60	57	0.20	6.00	180	900	2	80		
		214	Child-Parent Relations	48	44	0.20	4.80	144	720	2	80		
		225	Infant/Toddler Environments	36	25	0.20	3.29	99	494	1	40		
		240	ECE Admin: Bus/Legal	20	19	0.20	2.00	60	300	1	40		
		260	Children with Special Needs	25	22	0.20	2.75	83	413	1	40		
		264	The Life Cycle of the Family	35	31	0.20	3.20	96	480	1	40		
		272	Cultural Diversity in ECE	16	16	0.20	1.60	48	240	1	40		
		335	Handling Behavior	30	25	0.20	3.00	90	450	1	40		
		366	Practium in ECE	21	17	0.22	3.69	111	503	1	15		
		665	ECERS	15	13	0.07	0.51	15	231	1	40		
		665	Communiting with Parents	35	22	0.07	0.61	18	274	1	40		
		670	Cooperative Education	32	30	0.20	3.37	101	505	2	50		
		690	Research Project	4	3	0.00	0.23	7	#INF	1	5		
		<b>Spring 2008</b>	ECE.	191	Children's Literature I	16	12	0.10	1.60	48	480	1	32
				201	Child Development	101	68	0.40	10.84	325	813	4	180
210	Early Child Ed Principles			24	17	0.20	2.40	72	360	1	40		
	ECE Principles			33	26	0.20	3.30	99	495	1	40		
211	Early Child Ed Curriculum			27	25	0.20	2.70	81	405	1	40		
	ECE Curriculum			44	38	0.20	4.84	145	726	1	40		
212	Child, Family & Community			63	58	0.20	6.30	189	945	2	80		
214	Child-Parent Relations			59	54	0.20	5.90	177	885	2	80		
225	Infant/Toddler Environments			21	13	0.20	2.02	60	302	1	40		
240	ECE Admin: Bus/Legal			29	25	0.20	2.78	84	418	1	40		
241	ECE Admin: Human Relations			15	12	0.20	1.50	45	225	1	35		
260	Children with Special Needs			37	20	0.20	3.55	107	533	1	40		
335	Handling Behavior			32	24	0.20	3.20	96	480	1	40		
366	Practicum in Early Child. Ed.			18	17	0.20	6.25	188	938	1	16		
	Practium in ECE			15	13	0.22	5.32	160	726	1	15		

			Census Headcount	End of Term Headcount	FTEF	FTES	WSCH	Load	Sections	Max Enroll		
		665	38	32	0.07	0.99	30	446	1	40		
		670	29	26	0.27	3.20	96	360	2	50		
		690	4	2	0.00	0.27	8	#INF	1	5		
<b>Spring 2009</b>	ECE.	191	9	7	0.10	0.99	30	297	1	32		
		201	143	103	0.50	15.23	457	914	5	225		
		210	Early Child Ed Principles	40	29	0.20	4.00	120	600	1	40	
			ECE Principles	43	26	0.20	4.30	129	645	1	40	
		211	Early Child Ed Curriculum	29	24	0.20	2.90	87	435	1	40	
			ECE Curriculum	41	36	0.20	4.51	135	677	1	40	
		212	Child, Family & Community	61	55	0.20	6.10	183	915	2	80	
		213	School-Age Child	30	24	0.20	2.74	82	411	1	40	
		214	Child-Parent Relations	65	52	0.20	6.50	195	975	2	80	
		225	Infant/Toddler Environments	36	25	0.20	3.29	99	494	1	40	
		240	ECE Admin: Bus/Legal	36	32	0.20	3.46	104	518	1	40	
		260	Children with Special Needs	30	27	0.20	2.88	86	432	1	40	
		264	The Life Cycle of the Family	17	17	0.20	1.87	56	281	1	40	
		335	Handling Behavior	31	26	0.20	3.10	93	465	1	40	
		366	Practicum in Early Child. Ed.	15	15	0.20	5.61	168	841	1	20	
			Practium in ECE	17	15	0.22	5.71	171	779	1	20	
				665	30	29	0.07	0.88	27	398	1	40
				670	46	43	0.33	4.80	144	432	2	50
				690	4	3	0.00	0.27	8	#INF	1	5
<b>Spring 2010</b>	ECE.	191	14	12	0.10	1.54	46	462	1	32		
		201	134	103	0.50	14.43	433	866	5	225		
		210	Early Child Ed Principles	42	33	0.20	4.20	126	630	1	40	
			ECE Principles	42	35	0.20	4.62	139	693	1	40	
		211	Early Child Ed Curriculum	27	24	0.20	2.97	89	446	1	40	
			ECE Curriculum	44	43	0.20	4.99	150	748	1	40	
		212	Child, Family & Community	80	73	0.40	8.00	240	600	2	80	
		213	School-Age Child	26	22	0.20	2.86	86	429	1	40	
		214	Child-Parent Relations	63	59	0.40	6.97	209	523	2	80	
		225	Infant/Toddler Environments	41	31	0.20	3.94	118	591	1	40	
		240	ECE Admin: Bus/Legal	34	31	0.20	3.26	98	490	1	40	
		242	Adult Supervision in ECE/CD	37	36	0.13	2.37	71	533	1	30	
		261	Early Intervention Practices	34	29	0.20	3.26	98	490	1	35	
		314	Health, Safety, Nutrition-ECE	30	28	0.20	2.74	82	411	1	40	
		333	Observational Skills	32	28	0.20	3.20	96	480	1	40	
		366	Practicum in Early Child. Ed.	22	19	0.23	5.46	164	723	1	20	
			Practium in ECE	25	25	0.22	0.86	26	117	1	20	
				665	25	24	0.07	0.73	22	329	1	40
				665	24	24	0.00	0.73	22	#INF	1	40
				670	27	25	0.21	2.90	87	408	2	50
				680	1	1	0.11	0.35	10	94	1	20
				690	2	2	0.00	0.13	4	#INF	1	5
		<b>Spring 2011</b>	ECE.	191	16	14	0.10	1.87	56	560	1	32
201	167			133	0.50	21.55	647	1,293	5	255		
210	Early Child Ed Principles			35	29	0.20	3.50	105	525	1	40	
	ECE Principles			37	33	0.20	3.70	111	555	1	40	

			Census Headcount	End of Term Headcount	FTEF	FTES	WSCH	Load	Sections	Max Enroll	
		211	Early Child Ed Curriculum	22	21	0.20	2.20	66	330	1	40
			ECE Curriculum	39	35	0.20	4.42	133	663	1	40
		212	Child, Family & Community	81	74	0.40	8.10	243	608	2	80
		214	Child-Parent Relations	35	29	0.40	3.50	105	263	2	80
		225	Infant/Toddler Environments	28	20	0.20	2.69	81	404	1	35
		240	ECE Admin: Bus/Legal	34	29	0.20	3.26	98	490	1	35
		242	Adult Supervision in ECE/CD	37	36	0.13	2.21	66	498	1	35
		261	Early Intervention Practices	31	25	0.20	2.98	89	447	1	35
		272	Teaching in a Diverse Society	62	56	0.40	6.20	186	465	2	75
		314	Health, Safety, Nutrition-ECE	29	25	0.20	2.65	80	398	1	41
		333	Observational Skills	36	31	0.20	3.60	108	540	1	40
		335	Child Guidance	24	23	0.20	2.40	72	360	1	40
		366	Practicum in Early Child. Ed.	21	20	0.20	4.34	130	652	1	40
			Practicum in ECE	21	18	0.10	4.14	124	1,238	1	15
		367	ECE Practicum: Special Topics	3	3	0.10	0.65	20	195	2	55
		665	Communicating with Parents	33	24	0.07	0.87	26	391	1	40
		665	Challenging Behavior Part II	13	13	0.00	0.39	12	#INF	1	40
		670	Cooperative Education	22	20	0.17	2.40	72	432	1	25
		690	Research Project	3	2	0.00	0.17	5	#INF	1	5
<b>Summer 2006</b>	ECE.	201	Child Development	58	49	0.30	5.66	170	566	3	130
		210	Early Child Ed Principles	23	20	0.20	2.26	68	339	1	40
		211	Early Child Ed Curriculum	27	27	0.20	2.65	80	398	1	40
		212	Child, Family & Community	25	21	0.20	2.46	74	369	1	40
		214	Child-Parent Relations	17	17	0.20	1.67	50	251	1	40
		670	Cooperative Education	22	9	0.07	1.77	53	795	1	20
<b>Summer 2007</b>	ECE.	201	Child Development	51	42	0.30	4.83	145	483	3	130
		210	Early Child Ed Principles	27	24	0.20	2.49	75	373	1	40
		211	Early Child Ed Curriculum	29	28	0.20	2.67	80	401	1	40
		212	Child, Family & Community	36	31	0.20	3.32	100	498	1	40
		214	Child-Parent Relations	15	14	0.20	1.41	42	212	1	35
		670	Cooperative Education	9	8	0.07	0.67	20	300	1	20
<b>Summer 2008</b>	ECE.	201	Child Development	65	59	0.30	6.48	195	648	3	130
		210	Early Child Ed Principles	32	29	0.20	3.22	97	483	1	40
		211	Early Child Ed Curriculum	28	22	0.20	2.82	84	422	1	40
		212	Child, Family & Community	33	28	0.20	3.32	100	498	1	40
		366	Practicum in Early Child. Ed.	18	16	0.20	3.91	117	586	1	16
		670	Cooperative Education	10	8	0.07	0.83	25	375	1	20
<b>Summer 2009</b>	ECE.	201	Child Development	75	65	0.30	7.84	235	784	3	130
		210	Early Child Ed Principles	46	36	0.20	4.91	147	736	1	40
		211	Early Child Ed Curriculum	37	37	0.20	3.95	118	592	1	40
		212	Child, Family & Community	34	28	0.20	3.63	109	544	1	40
		242	Adult Supervision in ECE/CD	31	23	0.13	2.07	62	465	1	35
		366	Practicum in Early Child. Ed.	21	15	0.21	5.00	150	726	1	20
<b>Summer 2010</b>	ECE.	201	Child Development	53	45	0.20	5.06	152	759	2	90
		210	Early Child Ed Principles	33	30	0.20	3.11	93	467	1	40
		211	Early Child Ed Curriculum	44	38	0.20	4.43	133	664	1	40
		212	Child, Family & Community	40	33	0.20	3.77	113	566	1	40
		366	Practicum in Early Child. Ed.	17	13	0.21	5.70	171	827	1	20