

Accounting Department Productivity: By Year and By Term 2006/07 through 2010/11

	Census Headcount	End of Term Headcount	FTEF	FTES	WSCH	Load	Sections	Max Enroll
2006/07	1,306	999	6.99	168.64	5,059	724	42	1,528
2007/08	1,493	1,105	7.91	189.07	5,672	717	48	1,744
2008/09	1,615	1,257	9.49	227.67	6,830	719	49	1,687
2009/10	1,530	1,203	8.81	245.13	7,354	834	45	1,652
2010/11	1,551	1,150	9.31	228.18	6,845	735	45	1,675

	Census Headcount	End of Term Headcount	FTEF	FTES	WSCH	Load	Sections	Max Enroll
Fall 2006	560	432	3.09	69.84	2,095	679	19	696
Fall 2007	634	455	3.49	78.32	2,350	674	21	770
Fall 2008	617	474	3.68	84.19	2,526	686	19	605
Fall 2009	612	480	3.68	89.88	2,696	733	19	710
Fall 2010	597	427	3.38	87.40	2,622	775	17	625
Spring 2007	495	367	2.63	65.70	1,971	748	16	562
Spring 2008	574	442	3.09	80.76	2,423	785	19	672
Spring 2009	664	492	4.15	99.64	2,989	721	21	752
Spring 2010	609	477	3.53	113.71	3,411	965	18	642
Spring 2011	648	473	4.33	99.82	2,995	692	20	740
Summer 2006	251	200	1.27	33.10	993	784	7	270
Summer 2007	285	208	1.33	29.99	900	675	8	302
Summer 2008	334	291	1.67	43.84	1,315	789	9	330
Summer 2009	309	246	1.60	41.54	1,246	779	8	300
Summer 2010	306	250	1.60	40.96	1,229	768	8	310

Source: SMCCCD Data Warehouse

Census Headcount: Number of duplicated headcount at final census.

End of Term Headcount: Number of duplicated headcount at the end of the term.

FTEF: Total number of full time equivalent faculty assigned.

FTES: Total number of full time equivalent students enrolled at first census.

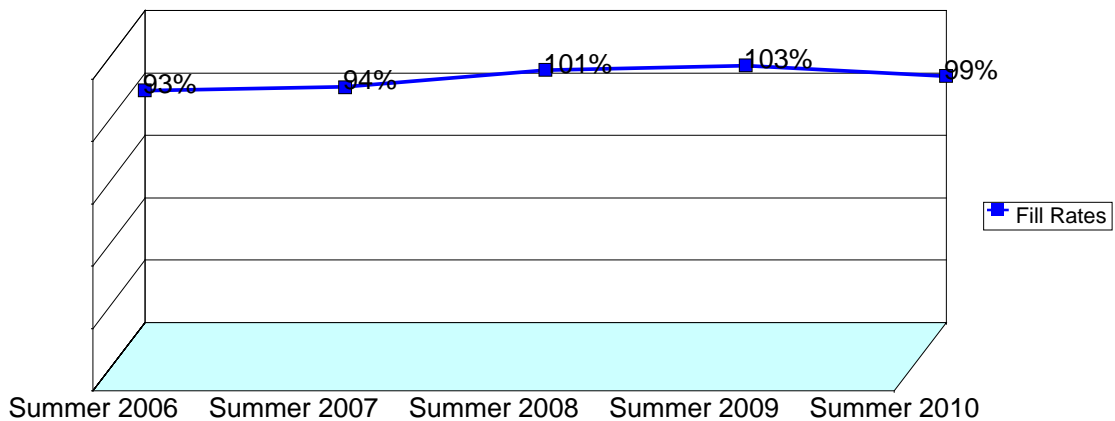
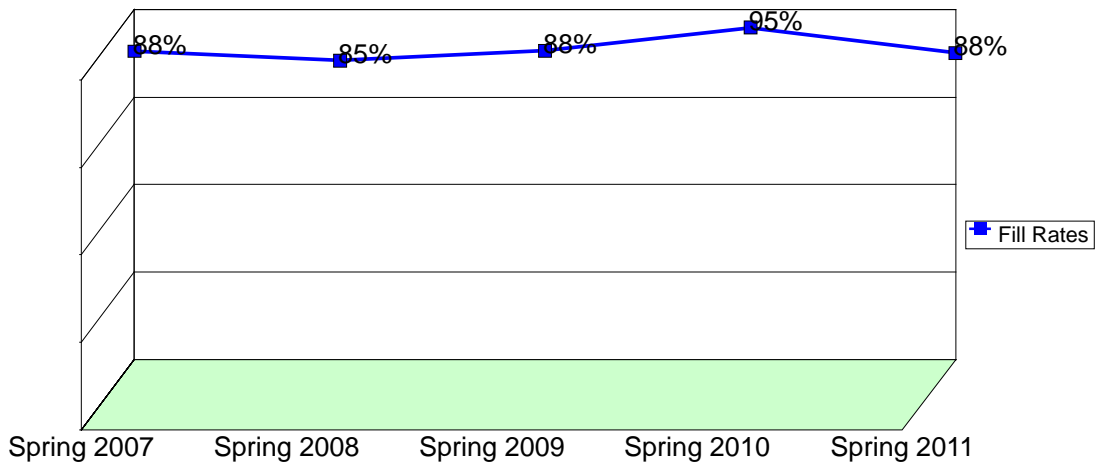
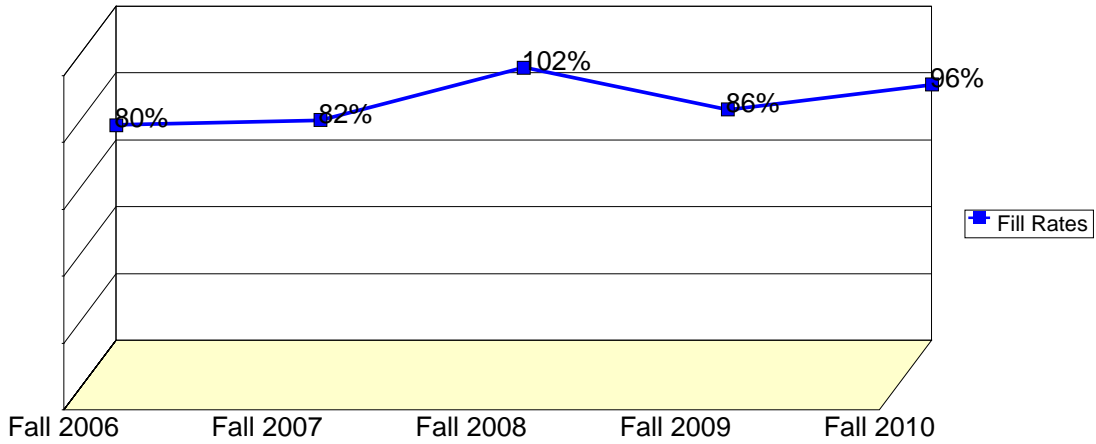
WSCH: Weekly student contact hours generated by census enrollments.

Load: The ratio of WSCH to FTEF, used to measure productivity.

Sections: Total number of sections offered per semester.

Max Enroll: The enrollment capacity or maximum enrollment as defined in curriculum.

Department Fill Rates by Term



Source: SMCCCD Data Warehouse

Fill Rates: The percent a class fills/enrolls based on capacity or enrollment maximum defined in the curriculum (does not include positive attendance or open entry/open exit classes).

Department Productivity: Term by Course

			Census	End of	FTEF	FTES	WSCH	Load	Sections	Max	
			Headcount	Term						Enroll	
Fall 2006	ACTG	100	Accounting Procedures	181	135	1.00	27.01	810	810	5	200
		103	Ten-Key Skills	27	24	0.03	1.73	52	1,557	1	25
		121	Financial Accounting	164	104	1.00	22.69	681	681	5	201
		131	Managerial Accounting	76	67	0.60	10.83	325	542	3	120
		171	Federal Income Tax	30	25	0.25	4.00	120	474	1	40
		194	Intro. Quickbooks Pro	25	20	0.07	1.68	50	754	1	25
			Introduction to Quickbks Pro	27	27	0.07	0.90	27	405	1	40
		196	Inter Quickbooks/Quickbks.-Pro	30	30	0.07	1.00	30	450	1	40
		690	Special Projects	0	0	0.00				1	5
Fall 2007	ACTG	100	Accounting Procedures	196	138	1.00	27.23	817	817	5	200
		103	Ten-Key Skills	18	15	0.03	1.13	34	1,019	1	25
		121	Financial Accounting	180	119	1.20	26.64	799	666	6	235
		131	Managerial Accounting	79	59	0.60	11.25	338	563	3	120
		171	Federal Income Tax	34	26	0.25	4.53	136	537	1	40
		172	Business Income Taxes	15	10	0.20	2.65	80	398	1	30
			Quickbooks Pro 20007	33	28	0.07	1.07	32	480	1	40
			Quickbooks Pro 2007	35	26	0.07	2.35	70	1,055	1	35
		196	Inter Quickbooks Pro 2007	43	33	0.07	1.37	41	615	1	40
690	Special Projects	1	1	0.00	0.10	3	#INF	1	5		
Fall 2008	ACTG	100	Accounting Procedures	118	75	0.60	17.47	524	873	3	100
		103	Ten-Key Skills	19	15	0.03	1.19	36	1,076	1	20
		121	Financial Accounting	206	161	1.60	36.25	1,087	680	6	205
		131	Managerial Accounting	100	81	0.80	16.32	490	612	3	100
		171	Federal Income Tax	29	24	0.25	3.87	116	470	1	30
		172	Business Income Taxes	25	21	0.20	4.42	133	663	1	30
			Quickbooks Pro 20007	49	37	0.07	1.30	39	585	1	40
			Quickbooks Pro 2007	32	31	0.07	2.15	64	965	1	35
		196	Inter Quickbooks Pro 2007	38	29	0.07	1.20	36	540	1	40
690	Special Projects	1	0	0.00	0.03	1	#INF	1	5		
Fall 2009	ACTG	100	Accounting Procedures	107	74	0.60	16.12	484	806	3	120
		103	Ten-Key Skills	20	18	0.03	1.47	44	1,321	1	20
		121	Financial Accounting	229	166	1.60	41.29	1,239	774	6	245
		131	Managerial Accounting	105	96	0.80	17.71	531	664	3	120
		171	Federal Income Tax	43	38	0.25	5.90	177	717	1	40
		172	Business Income Taxes	30	21	0.20	5.50	165	825	1	40
			Quickbooks Pro 20007	37	26	0.07	1.23	37	555	1	40
			Quickbooks Pro 2007	21	21	0.07	0.00	0	0	1	40
		196	Inter Quickbooks Pro 2007	20	20	0.07	0.67	20	300	1	40
690	Special Projects	0	0	0.00				1	5		
Fall 2010	ACTG	100	Accounting Procedures	99	68	0.60	16.25	488	813	3	120
		103	Ten-Key Skills	21	19	0.04	1.18	35	807	1	20
		121	Financial Accounting	232	154	1.34	37.84	1,135	850	5	200
		131	Managerial Accounting	96	75	0.80	16.17	485	606	3	120
		171	Federal Income Tax	39	31	0.25	6.80	204	805	1	40
		172	Business Income Taxes	33	29	0.20	6.60	198	990	1	40
		194	Quickbooks Pro 2007	41	29	0.08	1.37	41	497	1	40
196	Inter Quickbooks Pro 2007	34	22	0.07	1.13	34	510	1	40		

				Census Headcount	End of Term Headcount	FTEF	FTES	WSCH	Load	Sections	Max Enroll
		690	Special Projects	2	0	0.00	0.07	2	#INF	1	5
Spring 2007	ACTG	100	Accounting Procedures	184	129	1.00	26.44	793	793	5	200
		121	Financial Accounting	126	83	0.80	21.29	639	798	4	160
		131	Managerial Accounting	74	60	0.40	9.87	296	740	2	80
		172	Business Income Taxes	26	17	0.20	4.59	138	689	1	30
		194	Intro. Quickbooks/Quickbks Pro	35	35	0.07	1.17	35	525	1	30
		196	Inter Quickbooks/Quickbks.-Pro	29	29	0.07	0.97	29	435	1	30
		197	Computerized Acctg. Peachtree	19	12	0.10	1.25	37	373	1	25
		690	Special Projects	2	2	0.00	0.13	4	#INF	1	7
Spring 2008	ACTG	100	Accounting Procedures	196	135	1.00	32.42	973	973	5	200
		103	Ten-Key Skills	21	17	0.03	0.98	29	883	1	25
		121	Financial Accounting	151	112	1.00	24.49	735	735	5	200
		131	Managerial Accounting	97	88	0.40	12.93	388	970	2	80
		171	Individual Income Taxes	20	15	0.27	4.00	120	450	1	40
		172	Business Income Taxes	21	17	0.20	3.71	111	557	1	30
		194	Intro. Quickbooks/Quickbks Pro	52	42	0.13	1.70	51	382	2	60
		196	Inter Quickbooks/Quickbks.-Pro	16	16	0.05	0.53	16	300	1	30
		690	Special Projects	0	0	0.00				1	7
Spring 2009	ACTG	100	Accounting Procedures	142	96	0.80	18.84	565	707	4	160
		103	Ten-Key Skills	20	15	0.03	0.93	28	841	1	25
		121	Financial Accounting	225	156	1.60	43.78	1,313	821	6	235
		131	Managerial Accounting	122	109	1.07	21.46	644	603	4	155
		171	Individual Income Taxes	35	31	0.25	7.00	210	851	1	40
		172	Business Income Taxes	29	21	0.20	5.12	154	769	1	35
		194	Intro. Quickbooks/Quickbks Pro	59	45	0.13	1.50	45	337	2	65
		196	Inter Quickbooks/Quickbks.-Pro	32	19	0.07	1.00	30	450	1	30
		690	Special Projects	0	0	0.00				1	7
Spring 2010	ACTG	100	Accounting Procedures	111	82	0.60	18.79	564	940	3	120
		103	Ten-Key Skills	22	20	0.03	1.03	31	925	1	25
		121	Financial Accounting	211	150	1.33	48.09	1,443	1,082	5	200
		131	Managerial Accounting	118	100	0.80	27.17	815	1,019	3	120
		171	Individual Income Taxes	39	29	0.24	7.80	234	975	1	40
		172	Business Income Taxes	25	22	0.20	4.83	145	725	1	35
		194	Intro. Quickbooks/Quickbks Pro	29	29	0.07	1.96	59	882	1	35
		196	Inter Quickbooks/Quickbks.-Pro	38	31	0.07	2.57	77	1,156	1	35
		665	Volunteer Income Tax Prep	16	14	0.19	1.46	44	227	1	25
		690	Special Projects	0	0	0.00				1	7
Spring 2011	ACTG	100	Accounting Procedures	94	66	0.60	15.32	460	765	3	120
		103	Ten-Key Skills	23	19	0.03	1.18	35	1,066	1	25
		121	Financial Accounting	251	166	1.87	42.78	1,283	687	7	260
		131	Managerial Accounting	122	99	1.07	20.54	616	578	4	160
		171	Individual Income Taxes	38	28	0.25	8.23	247	988	1	35
		172	Business Income Taxes	30	25	0.20	5.50	165	825	1	35
		194	Intro. Quickbooks/Quickbks Pro	41	30	0.07	2.63	79	1,184	1	40
		196	Inter Quickbooks/Quickbks.-Pro	31	25	0.07	1.99	60	895	1	40
		665	Volunteer Income Tax Prep	18	15	0.18	1.65	49	282	1	25
Summer 2006	ACTG	100	Accounting Procedures	87	70	0.40	14.76	443	1,107	2	80
		121	Financial Accounting	64	47	0.40	8.40	252	630	2	80

				Census Headcount	End of Term Headcount	FTEF	FTES	WSCH	Load	Sections	Max Enroll
		131	Managerial Accounting	69	59	0.40	8.90	267	668	2	80
		194	Intro. Quickbooks/Quickbks Pro	31	24	0.07	1.03	31	465	1	30
Summer 2007	ACTG	100	Accounting Procedures	88	69	0.40	11.61	348	871	2	80
		121	Financial Accounting	60	39	0.40	7.01	210	525	2	80
		131	Managerial Accounting	69	57	0.40	9.14	274	685	2	80
		194	Intro. Quickbooks/Quickbks Pro	47	31	0.07	1.57	47	705	1	30
		196	Inter Quickbooks/Quickbks.-Pro	21	12	0.07	0.67	20	300	1	32
Summer 2008	ACTG	100	Accounting Procedures	81	63	0.40	13.94	418	1,045	2	80
		121	Financial Accounting	93	81	0.53	14.95	449	841	2	80
		131	Managerial Accounting	75	67	0.53	12.06	362	678	2	80
		194	Intro. Quickbooks/Quickbks Pro	26	26	0.07	0.87	26	390	1	30
		665	Taxation & Rental Real Estate SB	30	30	0.07	1.03	31	463	1	30
		665	ξ The Retired Tax Payer	29	24	0.07	0.99	30	447	1	30
Summer 2009	ACTG	100	Accounting Procedures	75	52	0.40	12.30	369	923	2	80
		121	Financial Accounting	98	81	0.53	14.86	446	836	2	80
		131	Managerial Accounting	83	65	0.53	12.59	378	708	2	80
		194	Intro. Quickbooks/Quickbks Pro	32	27	0.07	1.07	32	480	1	30
		665	ξ Taxation & Rental Real Estate	21	21	0.07	0.72	22	324	1	30
Summer 2010	ACTG	100	Accounting Procedures	79	61	0.40	12.56	377	942	2	80
		121	Financial Accounting	93	74	0.53	14.26	428	802	2	80
		131	Managerial Accounting	79	74	0.53	12.31	369	692	2	80
		194	Intro. Quickbooks/Quickbks Pro	33	24	0.07	1.10	33	495	1	35
		196	Inter Quickbooks/Quickbks.-Pro	22	17	0.07	0.73	22	330	1	35